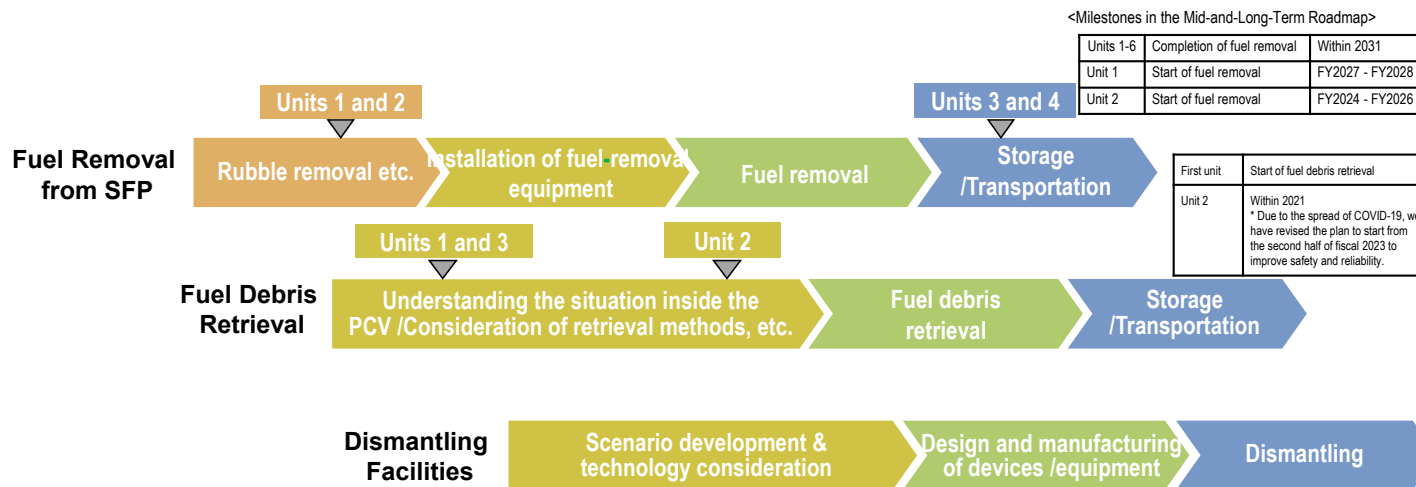


Main decommissioning work and steps

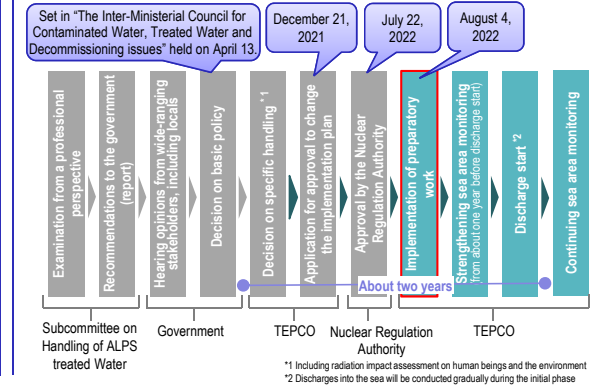
Fuel removal from the spent fuel pool was completed in December 2014 at Unit 4 and on February 28, 2021 at Unit 3.
 Work continues sequentially toward the start of fuel removal from Units 1 and 2 and debris (Note 1) retrieval from Units 1-3.
 (Note 1) Fuel assemblies having melted through in the accident.



Measures for treated water

Handling of ALPS treated water

Regarding the discharge of ALPS treated water into the sea, TEPCO must comply with regulatory and other safety standards to safeguard the public, the surrounding environment and agricultural, forestry and fishery products. To minimize adverse impacts on reputation, monitoring will be further enhanced and objectivity and transparency ensured by engaging with third-party experts and having safety checked by the IAEA. Moreover, accurate information will be disseminated with full transparency on an ongoing basis.



Contaminated water management - triple-pronged efforts -

(1) Efforts to promote contaminated water management based on the three basic policies

- ① "Remove" the source of water contamination
- ② "Redirect" fresh water from contaminated areas
- ③ "Retain" contaminated water from leakage

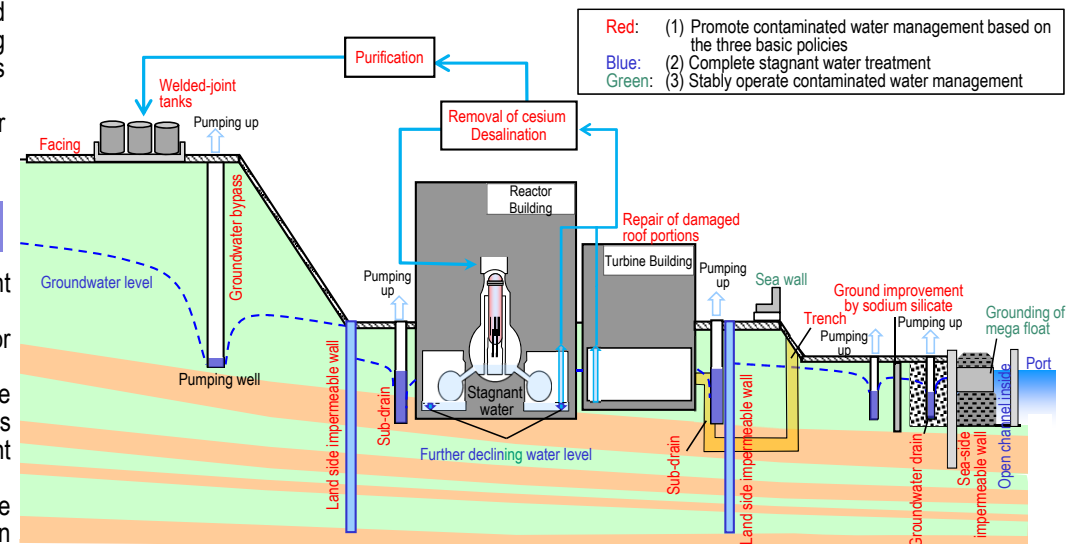
- Strontium-reduced water from other equipment is being re-treated in the Advanced Liquid Processing System (ALPS: multi-nuclide removal equipment) and stored in welded-joint tanks.
- Multi-layered contaminated water management measures, including land-side impermeable walls and sub-drains, have stabilized the groundwater at a low level and the increased contaminated water generated during rainfall is being suppressed by repairing damaged portions of building roofs facing onsite, etc. Through these measures, the generation of contaminated water was reduced from approx. 540 m³/day (in May 2014) to approx. 130 m³/day (in FY2021).
- Measures continue to further suppress the generation of contaminated water to 100 m³/day or less within 2025.

(2) Efforts to complete stagnant water treatment

- To reduce the stagnant water levels in buildings as planned, work to install additional stagnant water transfer equipment is underway.
- In 2020, treatment of stagnant water in buildings was completed, except for the Unit 1-3 Reactor Buildings, Process Main Building and High-Temperature Incinerator Building.
- While conducting the dust impact assessment, measures to reduce the stagnant water level were implemented. In March 2023, the target water level in each building was achieved. For the Units 1-3 Reactor Buildings, "reducing stagnant water in the Reactor Buildings to about half the amount at the end of 2020 during the period FY2022-2024" was achieved.
- For zeolite sandbags on the basement floors of the Process Main Building and High-Temperature Incinerator Building, measures to reduce the radiation dose are being examined with stabilization in mind.

(3) Efforts to stably operate contaminated water management

- Various measures are underway to prepare for tsunamis. For heavy rain, sandbags are being installed to suppress direct inflow into buildings while work to close openings in buildings and install sea walls to enhance drainage channels and other measures is being implemented as planned.



Progress status

- ◆ The temperatures of the Reactor and the Primary Containment Vessel of Units 1-3 have been maintained stable. There was no significant change in the concentration of radioactive materials newly released from Reactor Buildings into the air. It was concluded that the comprehensive cold shutdown condition had been maintained.

Receipt of the implementation plan approval concerning selection and organization change of nuclides subject to measurement and evaluation when discharging ALPS treated water to the sea

To reflect the organization for operation, maintenance and others of the ALPS treated water dilution and discharge facilities, nuclides subject to measurement and evaluation which are conducted to confirm satisfaction of the discharge criteria, the results of the radiation impact assessment based on the review of nuclides subject to measurement and evaluation, and others, TEPCO submitted the application for approval to change the implementation plan concerning the handling of ALPS treated water to the Nuclear Regulation Authority (NRA) in November 2022 and received the approval from NRA on May 10, 2023. TEPCO will continue to proceed with installation of the ALPS treated water dilution and discharge facilities and related facilities with safety first as well as sincerely responding to the review of the International Atomic Energy Agency (IAEA), and others to ensure objectivity, transparency and reliability.

Progress status of the rearing test of marine organisms

Measurement results of tritium concentration were acquired for gulfweed reared in diluted ALPS treated water to less than 1500 Bq/L in May 2023 and flounder reared in diluted ALPS treated water to approx. 30 Bq/L from November 2022. The results revealed that, as previously, insight and measurement results of flounder and abalones (tritium concentration of less than 1500 Bq/L), tritium concentration inside the body did not exceed the growing environment and after being transferred to normal seawater, the concentration declined.

It was assumed that the concentration of organically bonded tritium (OBT) of flounder reached equilibrium as in the past insight, but the concentration will continue to be monitored.

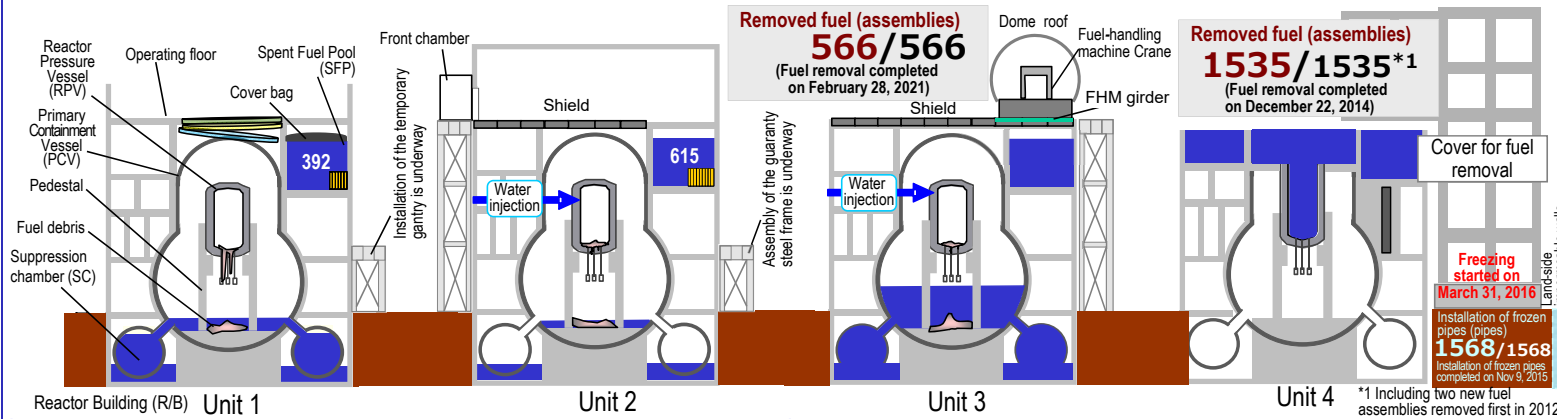
Live video of marine organisms rearing test
<https://www.youtube.com/channel/UCLEn8NHHX2W/rMv6ZYfAJJA>



Indicators of the sea-area monitoring

Indicators to determine “discharge stop” as facility operation are set as “unusual level” for cases where the surrounding sea area monitoring detects insufficient spreading of discharged water (unusual tritium concentration) and others. The tritium concentration near the discharge outlet (within 3km of the power station) is set to 700 Bq/L and the outside of “near the discharge outlet” (within 10km square of the power station front) is set to 30 Bq/L.

When a value exceeding about a half of the indicator (unusual level) is detected, the facilities, operation status and operation procedures will be checked immediately to confirm no problem, as well as resampling seawater and according to the results, more frequent monitoring will be conducted.



Units 1/2 Progress of pipe cutting for Standby Gas Treatment System

For pipes of the Units 1/2 Standby Gas Treatment System (SGTS), one section was cut in May 2022. Removal is also planned for sections interfering with the installation of the Unit 1 Reactor Building cover and others.

After completing the response to the problem of the pipe support cutting equipment and confirming the cutting performance using mockup pipes inside the power station, cutting of one of nine sections scheduled was completed on May 13, 2023.

Work continues carefully with safety first.

Unit 2 Status of work toward fuel removal

Inside the building, decontamination to reduce the dose rate on the operating floor is underway. From April 28, suction decontamination started.

Outside the building, the steel frame assembled outside the site was transferred to the inside and assembly of the gantry steel frame for fuel removal is underway on the south side of the Reactor Building. As of May 25, installation of 19 of 45 steel frame units was completed.



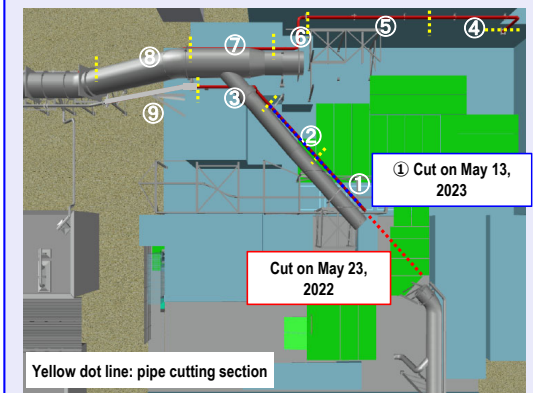
< Assembly of steel frame units (as of May 16) >

Unit 1 Results of the deposit 3-D mapping of the PCV internal investigation

During the period March 4-8, 2023, the underwater robot ROV-B was injected at the bottom of the Unit 1 Primary Containment Vessel (PCV) to conduct deposit 3-D mapping outside the pedestal.

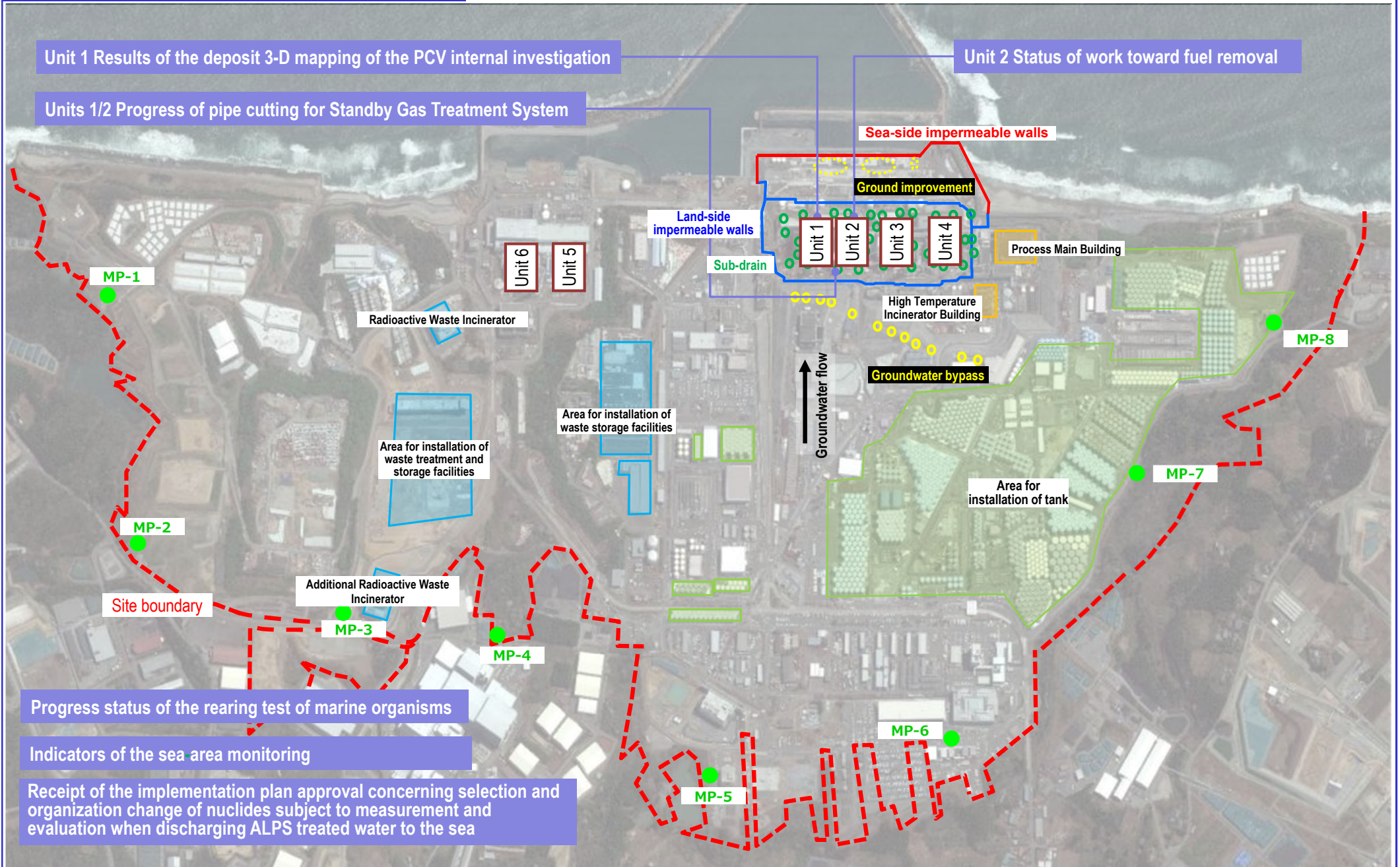
When comparing the results of this deposit 3-D mapping and the deposit thickness measurement by ROV-C in June 2022, a correlation was identified between both data of deposit heights from the PCV bottom.

In the deposit thickness measurement by ROV-C, the heights of some deposit were evaluated. In this investigation, data of 34 points was acquired, which provides a wider-range of continuous data offering an insight into deposit height. Implementation of more detailed deposit investigation will be examined.



< Plan to cut SGTS pipes >

Major initiatives – Locations on site

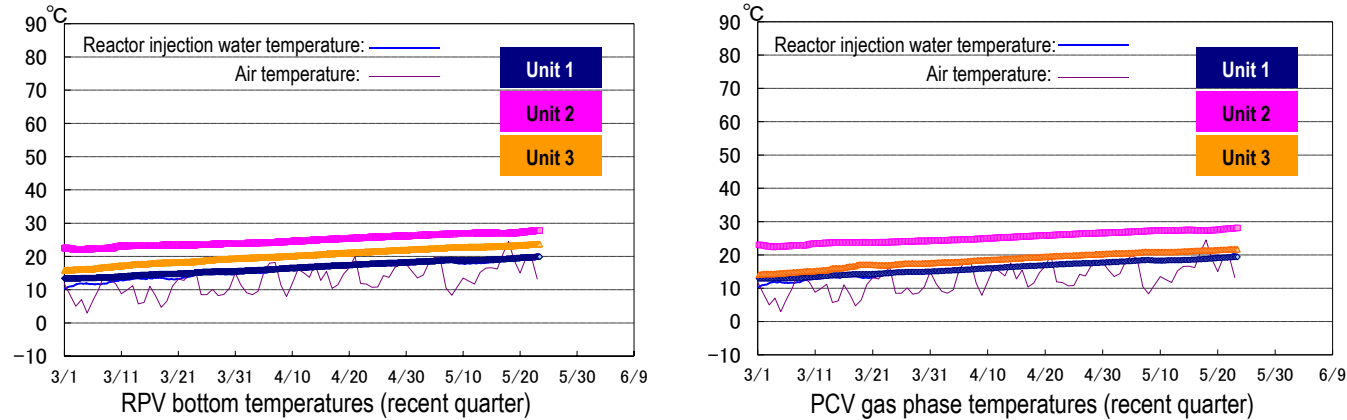


Provided by Japan Space Imaging Corp., photo taken on April 8, 2021
 Product (C) [2020] DigitalGlobe, Inc., a Maxar company

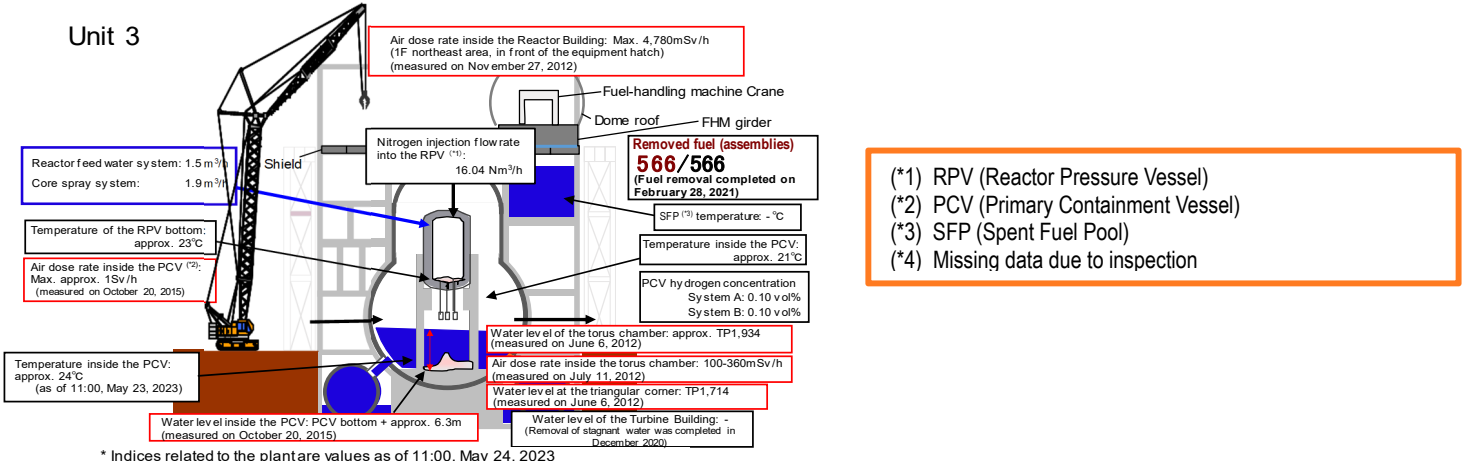
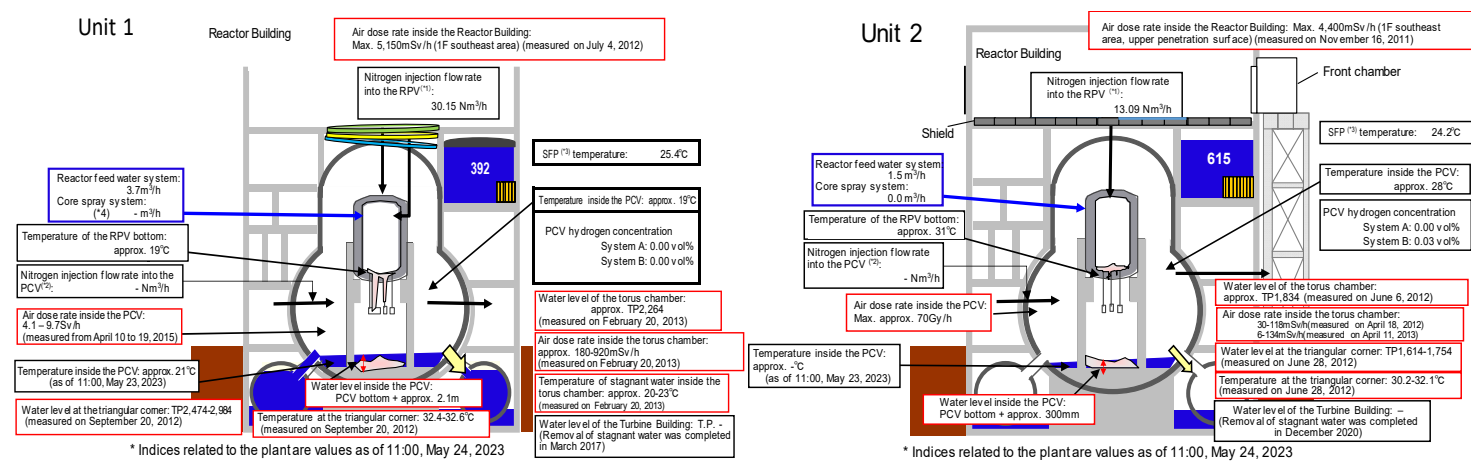
I. Confirmation of the reactor conditions

Temperatures inside the reactors

Through continuous reactor cooling by water injection, the temperatures of the Reactor Pressure Vessel (RPV) bottom and the Primary Containment Vessel (PCV) gas phase were maintained within the range of approx. 15 to 30°C for the past month, though it varied depending on the unit and location of the thermometer.

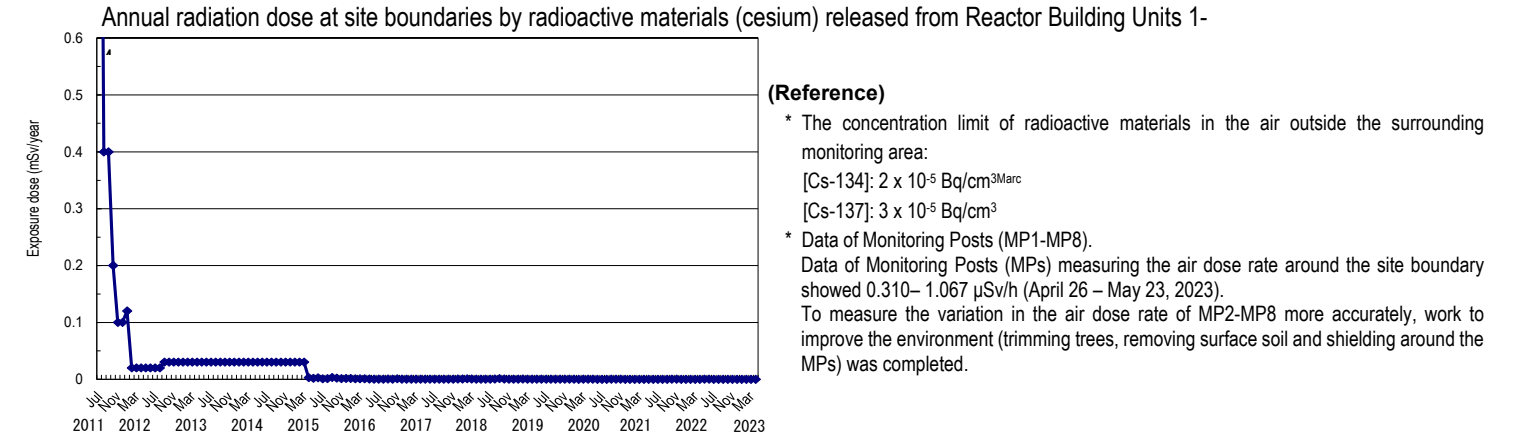


- *1 The trend graphs show part of the temperature data measured at multiple points.
- *2 A part of data could not be measured due to maintenance and inspection of the facility and other work.



Release of radioactive materials from the Reactor Buildings

As of April 2023, the concentration of radioactive materials newly released from Reactor Building Units 1-4 into the air and measured at the site boundary was evaluated at approx. 2.1×10^{-12} Bq/cm³ and 1.9×10^{-12} Bq/cm³ for Cs-134 and -137 respectively, while the radiation exposure dose due to the release of radioactive materials there was less than 0.00004 mSv/year.



- Note 1: Different formulas and coefficients were used to evaluate the radiation dose in the facility operation plan and monthly report. The evaluation methods were integrated in September 2012. As the fuel removal from the spent fuel pool (SFP) commenced for Unit 4, the radiation exposure dose from Unit 4 was added to the items subject to evaluation since November 2013. The evaluation has been changed to a method considering the values of continuous dust monitors since FY2015, with data to be evaluated monthly and announced the following month.
- Note 2: Radiation dose was calculated using the evaluation values of release amount from Units 1-4 and Units 5 and 6. The radiation dose of Unit 5 and 6 was evaluated based on expected release amount during operation until September 2019 but the evaluation method was reviewed and changed to calculate based on the actual measurement results of Units 5 and 6 from October.

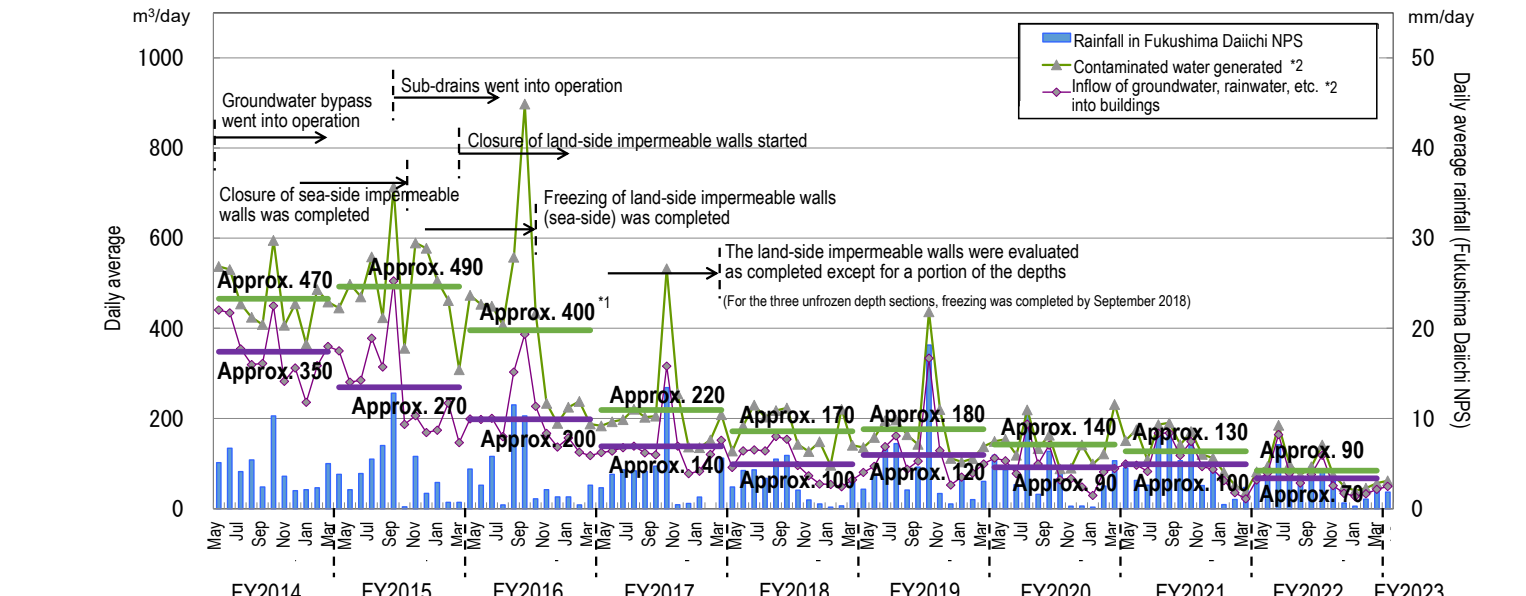
Other indices

There was no significant change in indices, including the pressure in the PCV and the PCV radioactivity density (Xe-135) for monitoring criticality, nor was any anomaly in the cold shutdown condition or criticality sign detected. Based on the above, it was confirmed that the comprehensive cold shutdown condition had been maintained and the reactors remained in a stabilized condition.

II. Progress status by each plan

Measures for contaminated water and treated water

- Status of contaminated water generated
 - Multi-layered measures, including pumping up by sub-drains and land-side impermeable walls, which were implemented to control the continued generation of contaminated water, suppressed the groundwater inflow into buildings.
 - After implementing “redirecting” measures (groundwater bypass, sub-drains, land-side impermeable walls and others) and rainwater prevention measures, including repairing damaged portions of building roofs, the amount of contaminated water generated within FY2021 declined to approx. 130 m³/day.
 - Measures will continue to further reduce the amount of contaminated water generated.



*1 Values differ from those announced at the 20th Committee on Countermeasures for Contaminated Water Treatment (held on August 25, 2017) because the method of calculating the contaminated water volume generated was reviewed on March 1, 2018. Details of the review are described in the materials for the 50th and 51st meetings of the Secretariat of the Team for Countermeasures for Decommissioning and Contaminated Water Treatment.
 *2: The monthly daily average is derived from the daily average from the previous Thursday to the last Wednesday, which is calculated based on the data measured at 7:00 on every Thursday.

Figure 1: Changes in contaminated water generated and inflow of groundwater and rainwater into buildings

➤ Operation of the Water-Treatment Facility special for Sub-drain & Groundwater drains

- At the Water-Treatment Facility Special for Sub-drain & Groundwater drains, release started from September 14, 2015 and up until May 16, 2023, 2,154 release operations had been conducted.

The water quality of all temporary storage tanks satisfied the operational target.

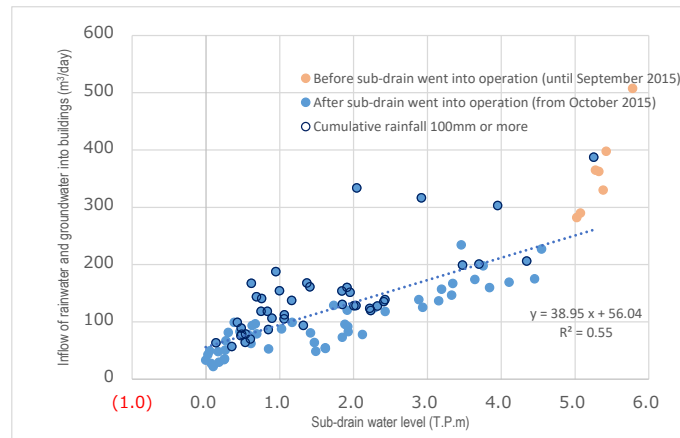


Figure 2: Correlation between inflow such as groundwater and rainwater into buildings and the water level of Units 1-4 sub-drains

➤ Implementation status of facing

- Facing is a measure that involves asphaltting the on-site surface to reduce the radiation dose, prevent rainwater infiltrating the ground and reduce the amount of underground water flowing into buildings. As of the end of April 2023, 95% of the planned area (1,450,000 m² on site) had been completed. For the area inside the land-side impermeable walls, implementation proceeds appropriately after constructing a yard from implementable zones that leave the decommissioning work unaffected. As of the end of April 2023, 40% of the planned area (60,000 m²) had been completed.

➤ Status of the groundwater level around buildings

- The groundwater level in the area inside the land-side impermeable walls has been declining each year due to the land-side impermeable walls and the decline in the set water level of the sub-drains. On the mountain side, the average difference between the inside and outside has remained at 4-5 m. The water level in the bank area has also remained low (T.P. 1.4 m) relative to the ground surface (T.P. 2.5 m).
- As the set water level of the sub-drains declined slightly (T.P. -0.55 ⇒ -0.65 m) and others in FY2021, the groundwater level on the sea side of the Unit 1-4 buildings remained low (except during heavy rainfall) compared to the T.P. 2.5 m area.

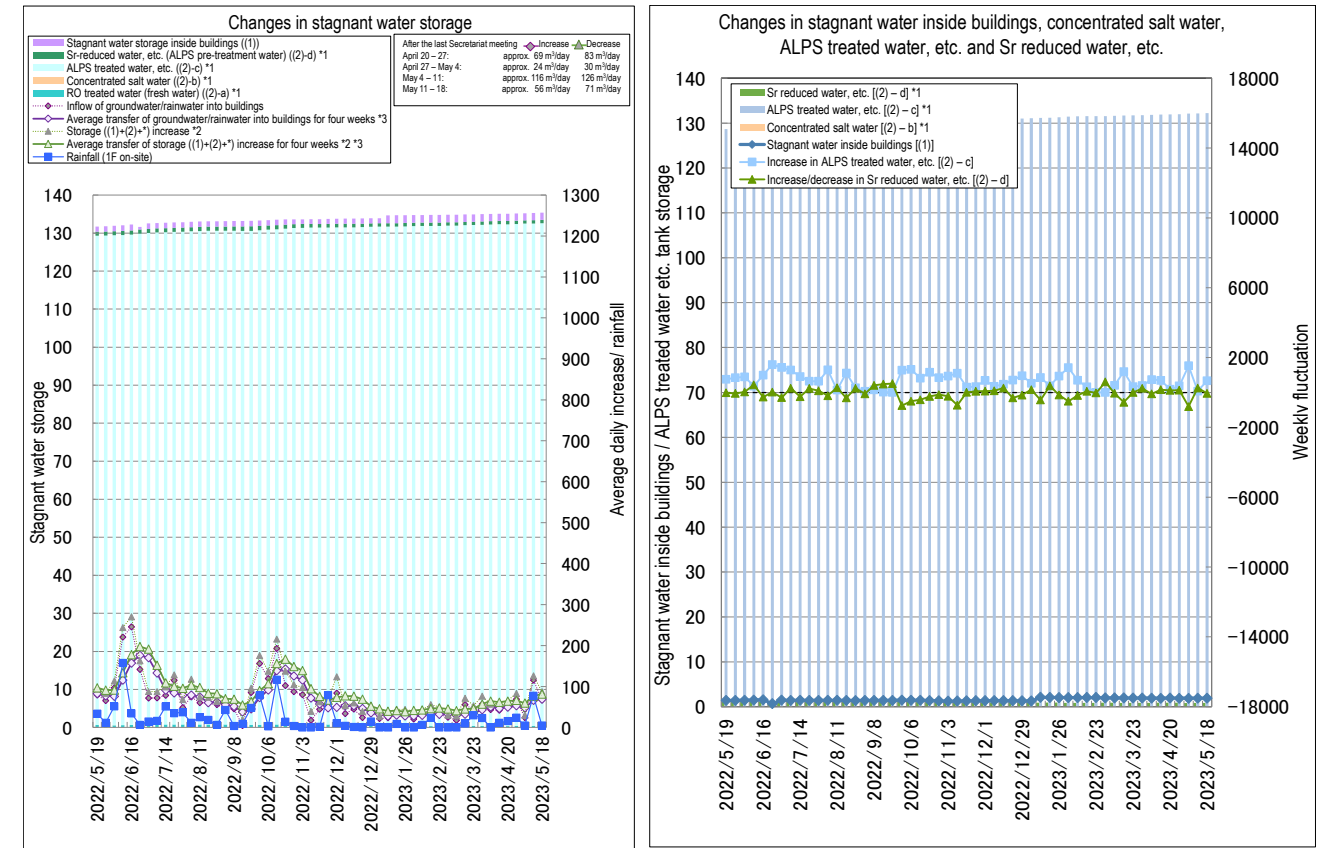
➤ Operation of the multi-nuclide removal equipment and other water-treatment facilities

- Regarding the multi-nuclide removal equipment (existing), hot tests using radioactive water had been conducted (System A: from March 30, 2013, System B: from June 13, 2013, System C: from September 27, 2013). On March 23, 2022, a pre-service inspection certificate was granted by the Nuclear Regulation Authority (NRA) and the entire pre-service inspection was completed. The multi-nuclide removal equipment (additional) went into full-scale operation from October 16, 2017. Regarding the multi-nuclide removal equipment (high-performance), hot tests using radioactive water had been conducted from October 18, 2014. On March 2, 2023, a pre-service inspection certificate was granted by the NRA and the entire pre-service inspection was completed.
- As of May 18, 2023, the volumes treated by existing, additional and high-performance multi-nuclide removal equipment were approx. 496,000, 756,000 and 104,000 m³, respectively (including approx. 9,500 m³ stored in the J1(D) tank, which contained water with highly concentrated radioactive materials at the System B outlet of the existing multi-nuclide removal equipment).
- Treatment measures comprising the removal of strontium by cesium-adsorption apparatus (KURION), the secondary cesium-adsorption apparatus (SARRY) and the third cesium-adsorption apparatus (SARRY II) continued. Up until May 18, 2023, approx. 716,000 m³ had been treated.

➤ Risk reduction of strontium-reduced water

- To reduce the risks of strontium-reduced water, treatment using existing, additional and high-performance multi-nuclide removal equipment is underway. Up until May 18, 2023, approx. 883,000 m³ had been treated.

As of May 18, 2023



(1): Stagnant water storage inside buildings (Units 1-4, Process Main Building, High Temperature Incinerator Building, Waste Liquid Supply Tank, SPT (A), SPT (B), Units 1-3 CST, buffer tank)
 (2): Units 1-4 tank storage ([(2)-a RO treated water (fresh water)] + [(2)-b Concentrated salt water] + [(2)-c ALPS treated water, etc.] + [(2)-d Sr-reduced water, etc. (ALPS pre-treatment water)]
 *: Water amount from tank bottom to water-level gauge 0% (DS)
 *1: Water amount for which the water-level gauge indicates 0% or more
 *2: Calculated in the method of contaminated water generated [(Inflow of groundwater/rainwater into buildings) + (other transfer) + (chemical injection into ALPS)]
 *3: Average transfer of storage increase and groundwater/rainwater into buildings for four weeks was added (November 24, 2022)

Figure 3: Status of stagnant water storage

➤ Status of sea-area monitoring related to the handling of ALPS treated water

- The concentration of tritium in seawater within 2km of the port has remained constant over the past two years and was also low at new measurement points within the fluctuation range of seawater in Japan*. The concentration of Cesium-137 increased temporarily, which was considered due to rainfall, as applied to the past fluctuation in seawater around the Fukushima Daiichi Nuclear Power Station. However, it remained constant relative to measurement benchmarks over the past two years and at new measurement points also low within the fluctuation range of seawater in Japan*. For tritium, monitoring with a lower detection limit has been conducted since April 18, 2022.
- Both concentrations of tritium and Cesium-137 in seawater within 20km of the coast had remained constant over the past two years and low within the fluctuation range of seawater in Japan*.
- The concentration of tritium in seawater further than 20km from the coast remained low, including at new measurement points, within the fluctuation range of seawater in Japan*. The concentration of Cesium-137 remained constant over the past two years within the fluctuation range of seawater in Japan*.

* : The range of the minimum – maximum values detected during April 2019 – March 2022 was as follows in the database below:

In Japan (including off the coast of Fukushima Prefecture):

Tritium concentration: 0.043 - 20 Bq/L
 Cesium-137 concentration: 0.0010 - 0.45 Bq/L

Off the coast of Fukushima Prefecture

Tritium concentration: 0.043 – 2.2 Bq/L

Cesium-137 concentration: 0.0010 - 0.45 Bq/L

Source: Environmental Radioactivity and Radiation in Japan, Environmental Radiation Database

<https://www.kankyo-hoshano.go.jp/data/database/>

- The concentration of tritium in fish sampled at the sampling point T-S8 had remained constant over the past two years. The concentration of tritium in fish sampled at new sampling points, including those for which the analytical value was verified, remained low within a similar fluctuation range for seawater in Japan*. Other measurement data for fish is being verified.

* : The range of the minimum – maximum values detected during April 2019 – March 2022 was as follows in the database above:

In Japan (including off the coast of Fukushima Prefecture)

Tritium concentration (tissue free water type): 0.064 – 0.13 Bq/L

- The concentration of iodine 129 in seaweed sampled since July 2022 had been below the lower detection limit (< 0.1 Bq/kg (raw)). The concentration of tritium had not been analyzed due to a lack of sufficient sample population for reanalysis via the improved method following a review of the analytical procedures and based on the verification results of fish tritium analysis data. The fluctuation range of iodine 129 in seaweed in Japan had been within the range of minimum – maximum values detected during April 2019 – March 2022 in the database above.

In Japan Iodine 129 concentration: 0.00013 Bq/Kg (raw) – 0.00075 Bq/Kg (raw)

➤ Progress status of work to install the ALPS treated Water Dilution/Discharge Facility and related facilities

- For the measurement and confirmation/transfer facilities, work to install a pipe support, piping and others for these facilities started from August 4, 2022 from around the K4 area tanks. The pre-service test started from January 16, 2023.
- For the discharge facility, drilling of the discharge tunnel was completed on April 26, 2023. After cleaning up inside the tunnel and putting away the downstream pool, water will be injected inside the tunnel. Succeeding work, including removal of the arrival tube (shield machine), will be conducted with safety first after completing the preparation.
- For the discharge shaft (upstream pool) of the dilution facility, installation and assembly of blocks (manufactured outside the site) started from January 12 and concrete placement of the bottom plate (bottom) and others, from February 9. The installation and assembly, concrete placement, waterproof coating and verification of water filling in the tank were completed. Subsequently, construction of the weir is underway.
- For the dilution facility, installation of the foundation pile for seawater transfer pipes and construction of the foundation frame were completed and work to install pipes and others is underway.
- In the seaside area for Units 5 and 6, sedimentation inside the intake open channels was removed (dredging) and the partition weir was built (completed on April 13). From April 18, a portion of the anti-permeation work started. Removal of sedimentation (dredging) will be completed around mid-June.

Fuel removal from the spent fuel pools

Work to help remove spent fuel from the pool is progressing steadily while ensuring seismic capacity and safety.

➤ Main work to help spent fuel removal at Unit 1

- From April 2021, work to assemble a temporary gantry and others has been underway in a yard outside the site as part of efforts to install a large cover. The ground assembly was completed for the temporary gantry and lower structure, approx. 83%, for the upper structure and approx. 7%, for the box ring.
- A work yard was prepared around the Reactor Building and preliminary work to install a large cover started from August 2021.

- A temporary gantry is being installed from the portion where anchors and base plates near the top of the temporary gantry are installed. Installation was completed in March for the west, north and east sides.
- Moreover, removal of “overflowing rubble” on the west, north and east sides was completed and anchor drilling for base plates including on the top stair is underway.

➤ Main work to help spent fuel removal at Unit 2

- Inside the building, preliminary work for decontamination (part 2) has been underway since April 3, 2023. From April 28, 2023, suction decontamination started.
- Outside the building, work to install the third level of the gantry for fuel removal started from May 13, 2023. Simultaneously, work to install the floor concrete receiver framework for the front room is underway.
- Outside the site, ground assembly of the steel structure (in units) continues.

Retrieval of fuel debris

➤ Unit 1 PCV internal investigation (the latter half)

- During the period March 4-8, 2023, the underwater robot ROV-B was injected at the bottom of the Unit 1 Primary Containment Vessel (PCV) to conduct deposit 3-D mapping outside the pedestal.
- When comparing the results of this deposit 3-D mapping and the deposit thickness measurement by ROV-C in June 2022, a correlation was identified between both data of deposit heights from the PCV bottom.
- In the deposit thickness measurement by ROV-C, the heights of some deposits were evaluated. In this investigation, data of 34 points was acquired, which provides a wider range of continuous data offering an insight into deposit height. Implementation of more detailed deposit investigation will be examined.

➤ Progress status toward Unit 2 PCV internal investigation and trial retrieval

- Regarding the robot arm, by correcting the difference between the information acquired through the ongoing Naraha mockup test simulating the site, which had been conducted since February 2022 and the pre-simulation results, to reduce the risk of contact while retrieving the fuel debris, correction of the control program and other improvements are currently underway. (Improvements: correcting and improving the accuracy of the control program, increasing the arm operation speed, improving the cable-mounting tool, increasing visibility and improving the gripper.)
- As preliminary work of the Unit 2 site, work to install the isolation room toward opening the X-6 penetration hatch commenced from November 2021. In response to the damage to the rubber box in the isolation room, bending of the guide roller (earthquake response), misalignment of the shield door, damage to the pressing mechanism part and others having occurred during the work, countermeasures were implemented and the installation of the isolation room was completed in April 2023. At present, work toward opening the X-6 penetration hatch is underway. Subsequently, removal of deposits inside X-6 penetration and other work are scheduled. Work will proceed safely and carefully.

Plans to store, process and dispose of solid waste and decommission of reactor facilities

Promoting efforts to reduce and store waste generated appropriately and R&D to facilitate adequate and safe storage, processing and disposal of radioactive waste

➤ Management status of rubble and trimmed trees

- As of the end of April 2023, the total storage volume for rubble of concrete and metal etc. was approx. 389,000 m³ (+800 m³ compared to the end of March with an area-occupation rate of 76%). The total storage volume of trimmed trees was approx. 118,700 m³ (slight increase, with an area-occupation rate of 68%). The total storage volume of used protective clothing was approx. 16,800 m³ (+1,000 m³, with an area-occupation rate of 66%). The total storage volume of radioactive solid waste (incinerated ash and others) was approx. 38,100 m³ (a slight increase, with an area-occupation rate of 60%). The increase in rubble was attributable to work related to the port, decontamination of flanged tanks, construction related to areas around the Units 1-4 buildings and others.

➤ Management status of secondary waste from water treatment

- As of May 4, 2023, the total storage volume of waste sludge was 493 m³ (area-occupation rate: 70%), while that of

concentrated waste fluid was 9,447 m³ (area-occupation rate: 92%). The total number of stored spent vessels, High-Integrity Containers (HICs) for multi-nuclide removal equipment and other vessels, was 5,562 (area-occupation rate: 86%).

➤ Operation resumption of the additional Radioactive Waste Incinerator

- For containers of incinerated ash from the additional Radioactive Waste Incinerator, cranes are used to stack them on the rack. In March, it was identified that the weight of some containers exceeded the rated load of the cranes.
- Countermeasures to prevent the excess from the rated weight will be implemented, including physically limiting the container volume to about half and installing weight scales. These countermeasures were checked by the Labor Standards Inspection Office and the lack of any problem was confirmed.
- Based on the countermeasures, the operation of the additional Radioactive Waste Incinerator will be resumed within June.

➤ Delay of completion due to air-conditioning imbalance in the volume reduction facility

- The volume reduction treatment facility is a system to cut metal in rubble and break concrete. To prevent leakage of radioactive materials outside buildings, a negative pressure is maintained in some rooms.
- Since April 10, 2023, despite adjusting the balance of the air-conditioning, the design value could not be achieved and a positive balance was confirmed by some room pressure gauges.
- Although the pre-service inspection in April 2023 and completion of facility in May were scheduled, the pre-service inspection will be postponed.
- The cause of the air-conditioning imbalance will be investigated and countermeasures will be decided by mid-June.

Reduction in radiation dose and mitigation of contamination

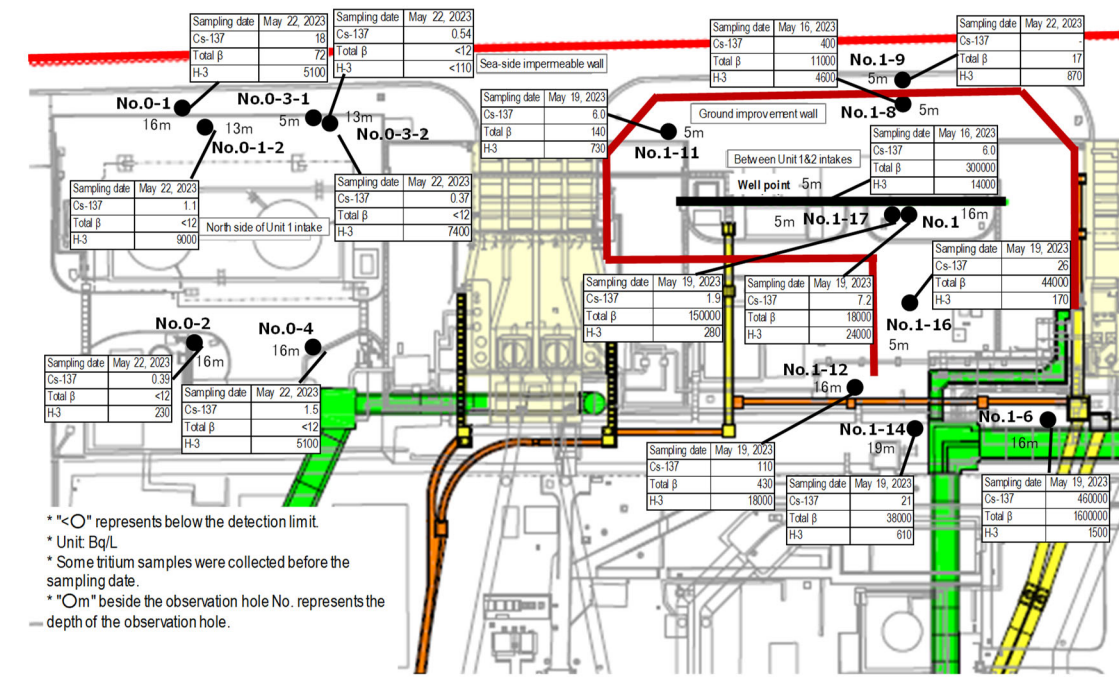
Effective dose-reduction at site boundaries and purification of port water to mitigate the impact of radiation on the external environment

➤ Status of the groundwater and seawater on the east side of Turbine Building Units 1-4

- In the Unit 1 intake north side area, the H-3 concentration was below the legal discharge limit of 60,000 Bq/L at all observation holes and remained constant or has been declining overall. The concentration of total β radioactive materials has remained constant overall but increased temporarily from April 2020 and is even increasing or declining at many observation holes at present, including Nos. 0-1-2, 0-3-1, 0-3-2 and 0-4. The trend continues to be carefully monitored.
- In the area between the Unit 1 and 2 intakes, the H-3 concentration has remained below the legal discharge limit of 60,000 Bq/L at all observation holes. It has been increasing or declining at Nos. 1-14, 1-16 and 1-17 but has otherwise remained constant or been declining overall. The concentration of total β radioactive materials has remained constant overall but has been increasing or declining at many observation holes, including Nos. 1-6, 1-9, 1-11, 1-12, 1-14, 1-16 and 1-17. The trend continues to be carefully monitored.
- In the area between the Unit 2 and 3 intakes, the H-3 concentration has been below the legal discharge limit of 60,000 Bq/L at all observation holes. It has been increasing and declining at Nos. 2-3, 2-5, 2-6 and 2-7 but has remained constant overall. The concentration of total β radioactive materials has remained constant overall but has been increasing or declining at many observation holes, including No. 2-5. The trend continues to be carefully monitored.
- In the area between the Unit 3 and 4 intakes, the H-3 concentration has been below the legal discharge limit of 60,000 Bq/L at all observation holes and remained constant or been declining overall. The concentration of total β radioactive materials has remained constant overall but has been increasing or declining at many observation holes, including Nos. 3-4 and 3-5. The trend continues to be carefully monitored.
- In the groundwater on the east side of the Turbine Buildings, as with the total β radioactive materials, the concentration of cesium has also remained constant as the overall area but been increasing or declining and exceeded the previous highest record at some observation holes. Investigations into the fluctuation are underway for Nos. 0-3-2, 1, 1-6, 2-5, 2-6 and 3-3.
- The concentration of radioactive materials in drainage channels has remained constant overall, despite increasing during rainfall. In Drainage Channel D, drainage of the low-dose area on the west side of the site started to pass from

August 30, 2022 and the concentration has remained low. From November 29, 2022, continuous monitors were installed and drainage around the Units 1 and 2 switch yard started to pass.

- In the open channel area of seawater intake for Units 1 to 4, the concentration of radioactive materials in seawater has remained below the legal discharge limit and been declining long term, despite the temporary increases in Cs-137 and Sr-90 noted during rainfall. They have also been declining following the completed installation and the connection of steel pipe sheet piles for the sea-side impermeable walls. The concentration of Cs-137 remained slightly higher in front of the south-side impermeable walls and slightly lower on the north side of the east breakwater since March 20, 2019, when the silt fence was transferred to the center of the open channel due to mega float-related construction.
- In the port area, the concentration of radioactive materials in seawater has remained below the legal discharge limit and has been declining long term, despite temporary increases in Cs-137 and Sr-90 observed during rainfall. They have remained below the level of those in the Units 1-4 intake open channel area and been declining following the completed installation and connection of steel pipe sheet piles for the sea-side impermeable walls.
- In the area outside the port, regarding the concentration of radioactive materials in seawater, those of Cs-137 and Sr-90 declined and remained low after steel pipe sheet piles for the sea-side impermeable walls were installed and connected. Regarding the concentration of Cs-137, a temporary increase was sometimes observed on the north side of the Unit 5 and 6 outlets and near the south outlet due to the influence of weather, marine meteorology and other factors. Regarding the concentration of Sr-90, variation was observed in FY2021 in the area outside the port (north and south outlets). Monitoring of the tendency continues, including the potential influence of the weather, marine meteorology and others.



<Unit 1 intake north side, between Unit 1 and 2 intakes>

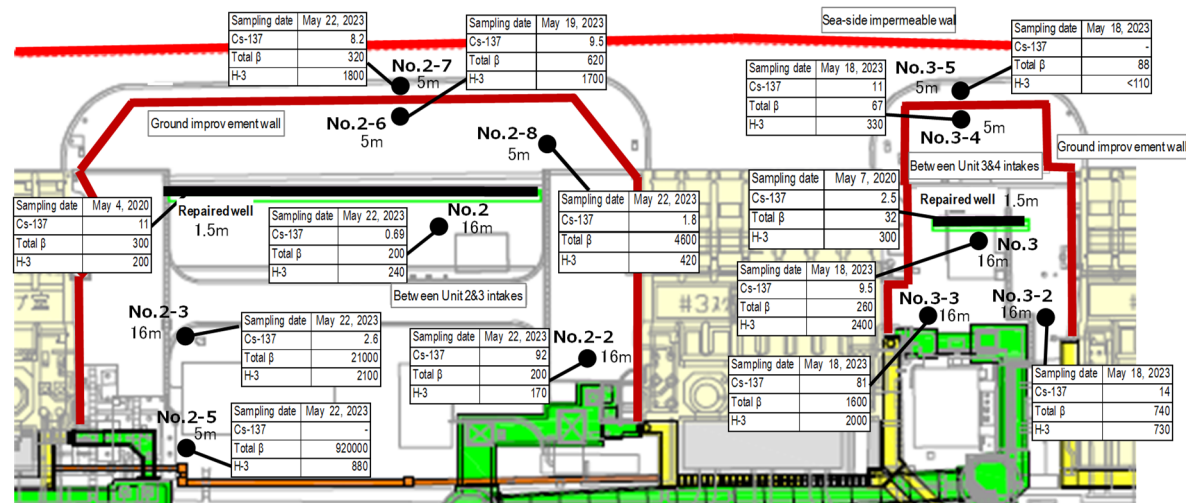


Figure 4: Groundwater concentration on the Turbine Building east side

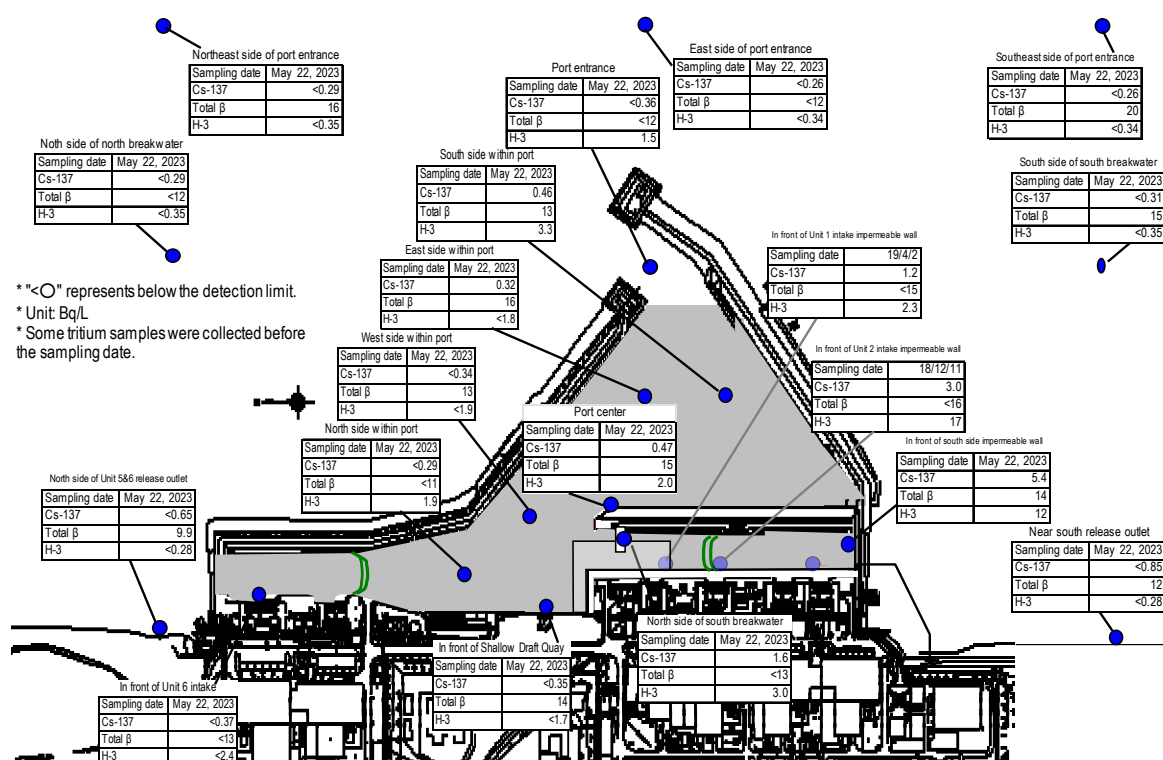


Figure 5: Seawater concentration around the port

Outlook of the number of staff required and efforts to improve the labor environment and conditions

Adequate number of staff will be secured in the long-term, while firmly implementing radiation control of workers. The work environment and labor conditions will be continuously improved by responding to the needs on the site.

➤ **Staff management**

- The monthly average total of personnel registered for at least one day per month to work on site during the past quarter from January to March 2023 was approx. 9,600 (cooperating company workers and TEPCO HD employees), which exceeded the monthly average workforce (approx. 7,700). Accordingly, sufficient personnel were registered to work on site.
- It was confirmed with the prime contractors that the estimated manpower necessary for the work in June 2023 (approx. 4,000 workers per day: cooperating company workers and TEPCO HD employees) would be secured at present. The average numbers of workers per day for each month (actual values) for the most recent 2 years were maintained, with approx. 3,000 to 4,600.

- The number of workers from within Fukushima Prefecture decreased slightly and those outside decreased. The local employment ratio (cooperating company workers and TEPCO HD employees) as of April 2023 remained constant at around 70%.
- The average exposure doses of workers were approx. 2.60, 2.51 and 2.15 mSv/person-year during FY2020, 2021 and 2022, respectively (The legal exposure dose limits are 100 and 50 mSv/person-year respectively over five years, the TEPCO HD management target is 20 mSv/person-year).
- For most workers, the exposure dose was sufficiently within the limit and allowed them to continue engaging in radiation work.

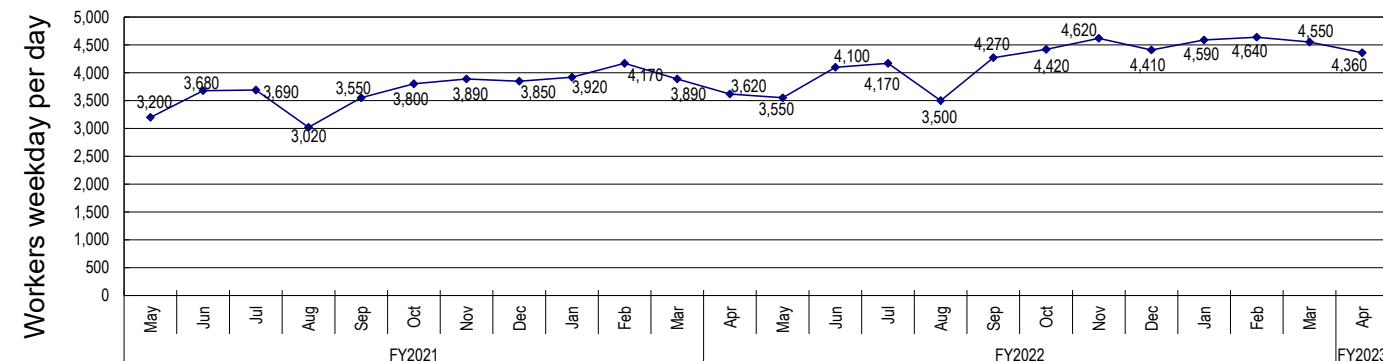


Figure 6: Changes in the average number of workers weekday per day for each month of the most recent 2 years (actual values)

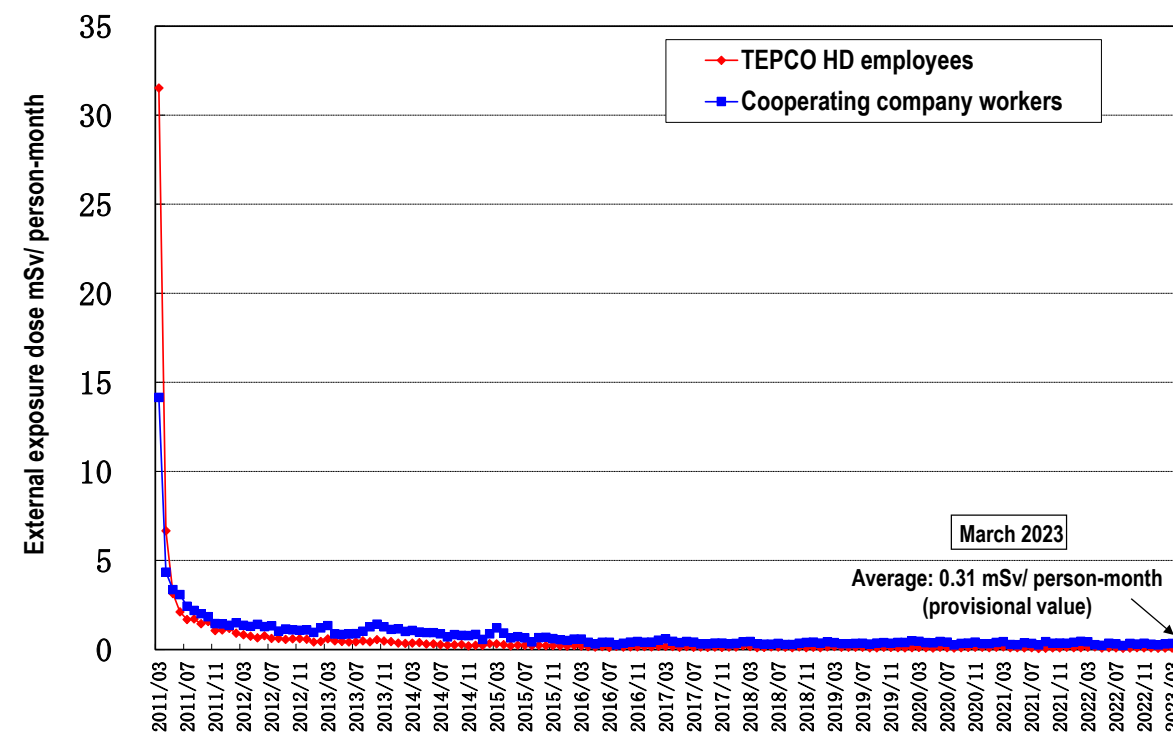


Figure 7: Changes in monthly average exposure dose of individual worker (monthly exposure dose since March 2011)

➤ **Review of countermeasures to suppress the spread of COVID-19 infections**

- At the Fukushima Daiichi Nuclear Power Station, in accordance with the TEPCO HD policy, each of the countermeasures to suppress the spread of infections will be abolished in principle from May 8, 2023. However, from the perspective of BCP (business continuity plan), part of the countermeasures to suppress the spread of infections within the workplace will continue for the time being, including the wearing of masks in crowded and closed areas, a gradual review of operations for commuting and on-site buses and avoidance of contact with duty staff.
- Based on social trends, as well as the infection status within the workplace and other conditions, the entire abolishment of the countermeasures, including for duty staff after May 8 and by around the end of June, was considered.

- Basic countermeasures (visiting medical institutions when feeling unwell, ventilation, avoidance of the “Three Cs,” frequent handwashing, etc.) will continue to be implemented appropriately by each worker and TEPCO will proceed with decommissioning while prioritizing safety.

➤ Status of influenza and norovirus cases (conclusion of infection and expansion-preventive measures)

- As there have been no further cases of influenza infections since March 2023, the measures to prevent infection and expansion were concluded at the end of April 2023. During this season (2022-2023), there were 25 influenza infections and four norovirus infections, while the totals for the entire previous season (2021-2022) showed no influenza infection and seven norovirus infections, respectively.

Note: The above data is based on reports from TEPCO HD and cooperating companies, which include diagnoses at medical clinics outside the site. The subjects of this report were cooperating company workers and TEPCO HD employees in Fukushima Daiichi and Daini Nuclear Power Stations.

- The number increased by 25 for influenza cases and decreased by three for norovirus cases compared to the previous season.
- Regarding influenza, although the concurrent pandemic with COVID-19 was concerned before the season, it did not occur as before the COVID-19 pandemic. It was considered that effects of the infection prevention measures continued. Regarding norovirus, the number of infection cases remained low and there was no outbreak, nor any case of food poisoning. These results demonstrate the effectiveness of measures to prevent infection and expansion.

➤ Status of heat stroke cases

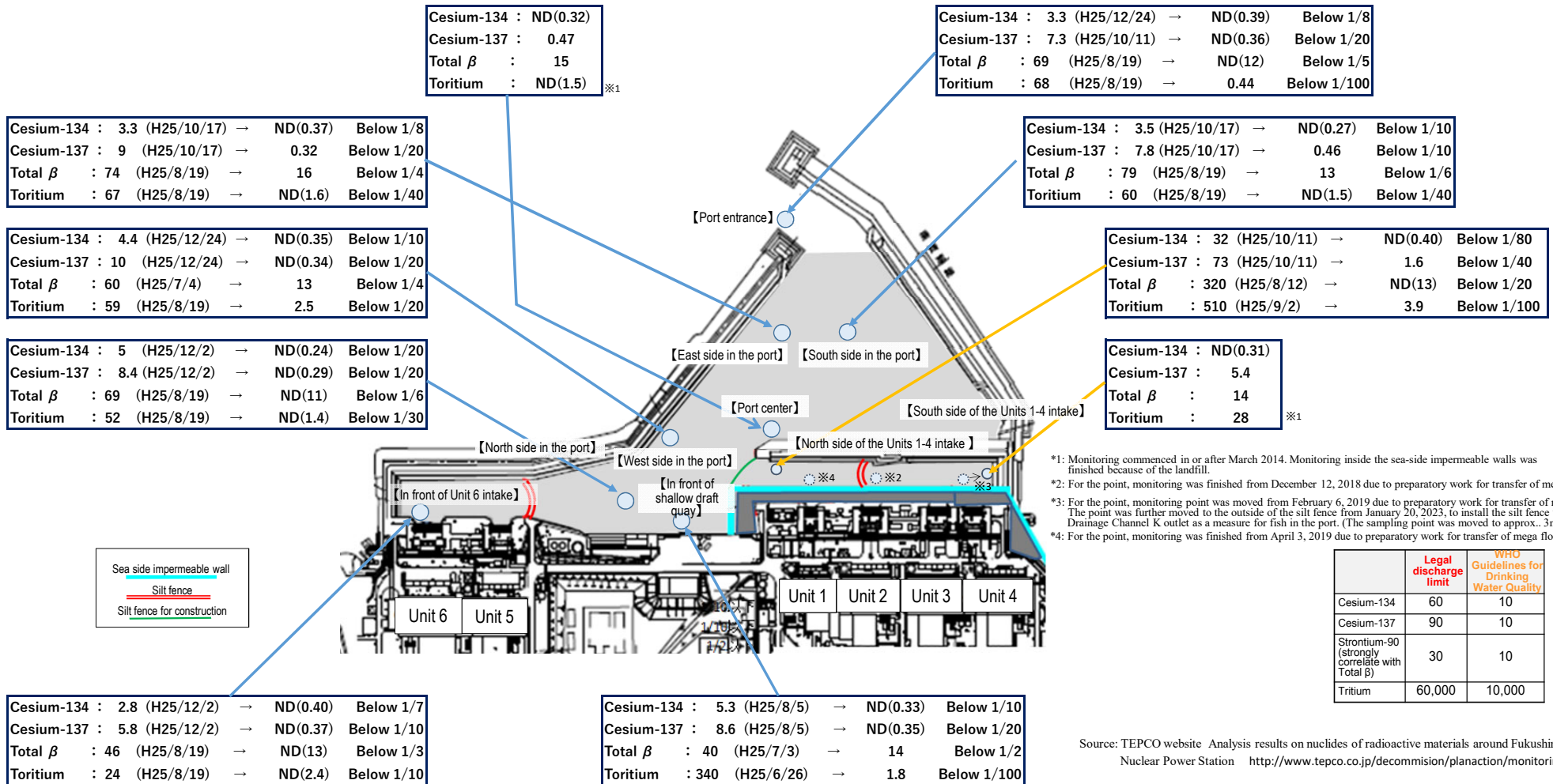
- In FY2023, measures to further prevent heat stroke commenced from April to cope with the hottest season.
- In FY2023, no workers suffered heat stroke due to work up until May 22 (in FY2022, no worker up until the end of May). Continued measures will be taken to prevent heat stroke.

Status of seawater monitoring within the port (comparison between the highest values in 2013 and the latest values)

“The highest value” → “the latest value (sampled during May 10-22)”; unit (Bq/L); ND represents a value below the detection limit

Note: The Total β measurement values include natural potassium 40 (approx. 12 Bq/L). They also include the contribution of yttrium 90, which radioactively balance strontium 90.

Summary of TEPCO data as of May 23, 2023



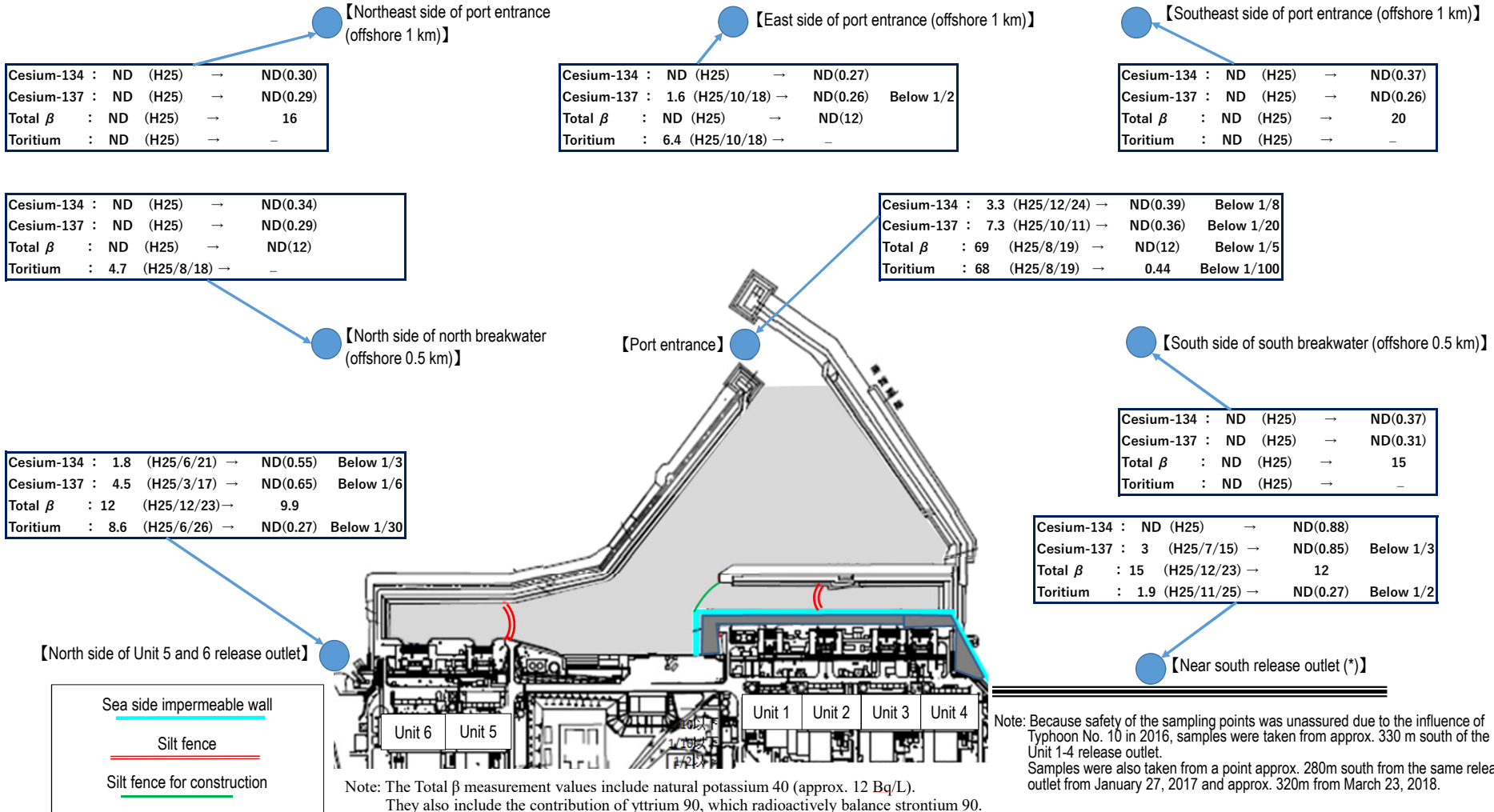
Status of seawater monitoring around outside of the port (comparison between the highest values in 2013 and the latest values)

Unit (Bq/L); ND represents a value below the detection limit; values in () represent the detection limit; ND (2013) represents ND throughout 2013

(The latest values sampled during May 10-22)

Summary of TEPCO data as of May 23, 2023

	Legal discharge limit	WHO Guidelines for Drinking Water Quality
Cesium-134	60	10
Cesium-137	90	10
Strontium-90 (strongly correlate with Total β)	30	10
Tritium	60,000	10,000



Note: Because safety of the sampling points was unassured due to the influence of Typhoon No. 10 in 2016, samples were taken from approx. 330 m south of the Unit 1-4 release outlet. Samples were also taken from a point approx. 280m south from the same release outlet from January 27, 2017 and approx. 320m from March 23, 2018.

2 Handling of ALPS treated water

In "The Inter-Ministerial Council for Contaminated Water, Treated water and Decommissioning" held on April 13, the basic policy on how to handle ALPS treated water was set. Based on this, the response of TEPCO was announced on April 16.

Regarding the discharge of ALPS treated water into the sea, TEPCO must comply with regulatory and other safety-related standards to ensure the safety of the public, surrounding environment and agricultural, forestry and fishery products. To minimize adverse impacts on reputation, monitoring will be further enhanced, objectivity and transparency ensured by engaging with third-party experts and safety checked by the IAEA. Moreover, accurate information will be disseminated continuously and in a highly transparent manner.

Information provision and communication to foster understanding



東京電力ホールディングス株式会社主催
2022年度
福島第一原子力発電所
視察・座談会
視察者：約100名
座談会参加者：約50名
座談会内容：視察者からの疑問や不安を解消するため、福島第一原子力発電所構内の視察、質疑応答・座談会を開催いたします。
ぜひ、福島第一原子力発電所廃炉の最新状況と質疑応答、皆さまの廃炉に関する疑問やご意見をとお聞かせください。

Visits and Discussion Meetings of Fukushima Daiichi Nuclear Power Station

To solve people's questions, TEPCO invites their visits to the power station and answer their questions on site. From people who participated in the visit gave feedbacks such as "by directly seeing the decommission site and having dialogues, they could obtain deeper understanding about the present situation, issues and status of safety measures." TEPCO will continue these efforts to invite more people including online visits.
<Visits in FY2022: 15 times, 142 participants in total>

Examination concerning handling of ALPS treated water

- Measures for decommissioning, contaminated water and treated water of the Fukushima Daiichi Nuclear Power Station need efforts to reduce risks over a long term. Regarding handling of ALPS treated water as a part of decommissioning, to local residents, those who in the fishery industry and related parties, we will thoroughly explain about the policies and responses concerning the facility design, operation and management to ensure safety, monitoring of radioactive materials and others, and proceed with **efforts to sincerely face their concerns and interests and respond to each of them.**
- Moreover, to **further deepen the understanding** of everyone in Japan and overseas, efforts to **coherently disseminate** measurement results of ALPS treated water and information concerning facility operation, radiation impact assessment and others will continue and be enhanced.

- For overseas, the was renewed. "Treated Water portal site in English, Chinese and Korean"
 - "Sea Area Monitoring" page in English, Chinese and Korean was published
 - "The 1st IAEA Review" explanation booklet was published in English, Chinese and Korean
- When inaccurate or misleading overseas information was detected, for maximum suppression of reputation, return call or other actions will be taken.
- A condition to deliver science-based information to overseas media and embassies in Japan will be created.
 - Approach to major media and embassies is being enhanced.
 - For accurate media coverage, regular press conferences will continue to be held.



Safety review of International Atomic Energy Agency (IAEA)

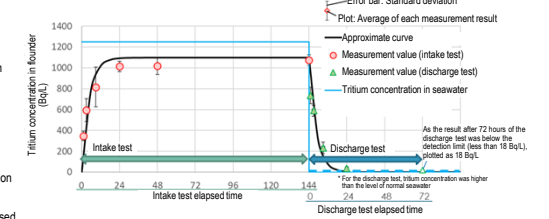
In November 2022, IAEA review team visited Japan to conduct the second review concerning safety of ALPS treated water (the first review was conducted in February 2022 and the report was published in April)
- The article of the IAEA Review concerning handling of ALPS treated water and overview of the report are published timely on the TEPCO website.
- Instructions from IAEA were reflected in the revision of the implementation plan and the radiation assessment report.
- The report of the second review will be published around early 2023.



IAEA review team arrived at the Fukushima Daiichi Nuclear Power Station

Measurement of tritium concentration of flounder (tritium concentration less than 1,500 Bq/L) and analysis of results

Based on the measurement results of tritium concentration, the following was confirmed as in the past insight:
[Intake test]
- The tritium concentration did not exceed the level in the growing environment (in this test, the concentration exceeding the level in ALPS treated water diluted with seawater)
- The tritium concentration reached equilibrium in a certain period
[Discharge test]
- When flounder having reached equilibrium in the tritium concentration higher than the level of normal seawater is returned to normal seawater, the concentration decreased over time



- Daily rearing status is published in the TEPCO website and Twitter
 - TEPCO website: <http://www.tepco.co.jp/decommission/information/newsrelease/breed/ingtest/index-j.html>
 - TEPCO Twitter: <https://twitter.com/TEPCOfishkeeper>



Reference 2/6
May 25, 2023
Secretariat of the Team for Countermeasures for Decommissioning, Contaminated Water and Treated Water



Overall view of mockup tanks

Tritiated Water Taskforce (2013.12 – 2016.5, 15 meetings)



2016.6 Report of Tritiated Water Taskforce

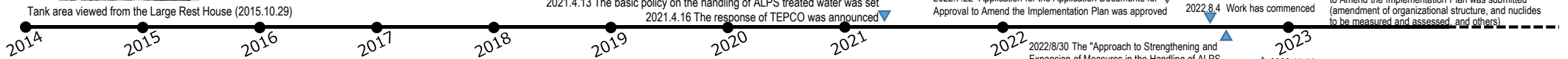
Subcommittee on Handling of ALPS treated water (2016.11 – 2020.1, 17 meetings)

2018.8 Explanatory and hearing meeting, receiving opinions
2020.2 Report of Subcommittee on Handling of ALPS treated water

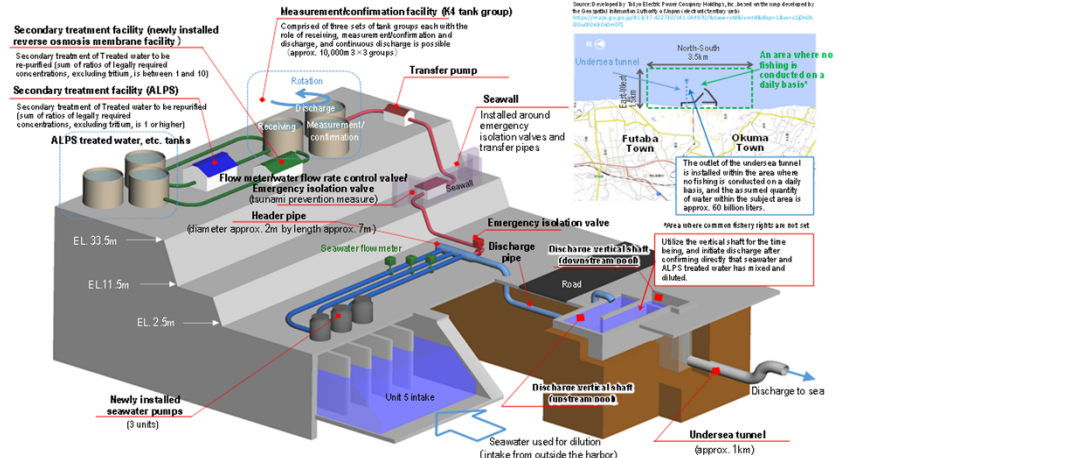
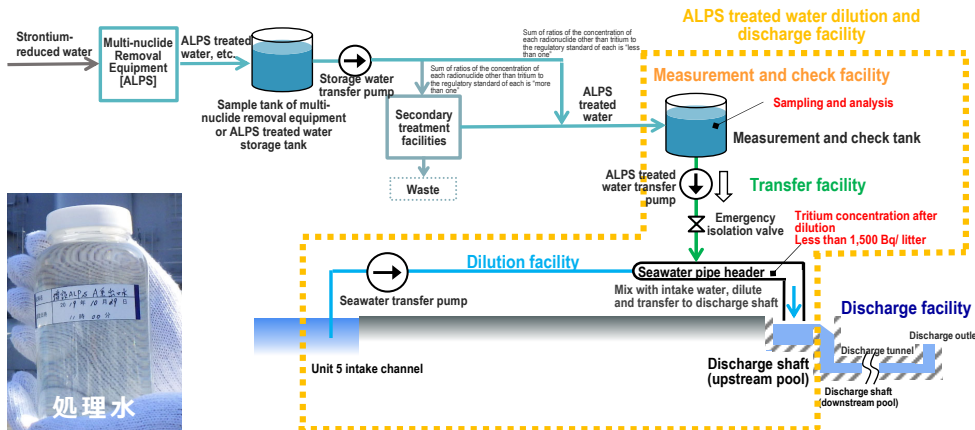
Opportunity for receiving opinions from parties concerned concerning handling of ALPS treated water (2020.4 – 2020.10, 7 meetings)

Review meeting concerning the implementation plan on handling of ALPS treated water (from 2021.7 to 2022.4, 15 meetings)

2021.12.21 The "Application Documents for Approval to Amend the Implementation Plan for Fukushima Daiichi Nuclear Power Station Specified Nuclear Facility" regarding ALPS treated water were submitted to the Nuclear Regulation Authority
2021.12.28 "The Action Plan concerning the Continuous Implementation of the Basic Policy on Handling of ALPS Treated Water" was formulated
2022.4.28 5.13, 7.15 Application to partially revise the Application Documents for Approval to Amend the Implementation Plan was submitted
2022.7.22 Application for the Application Documents for Approval to Amend the Implementation Plan was approved
2022.8.4 Work has commenced
2022.8.30 The "Approach to Strengthening and Expansion of Measures in the Handling of ALPS Treated Water" was summarized
2023.2.14, 20 Application for the Application Documents for Approval to Amend the Implementation Plan was submitted (amendment of organizational structure, and nuclides to be measured and assessed, and others)
2023.5.10 Approval



[Overview of ALPS treated water dilution and discharge facility]

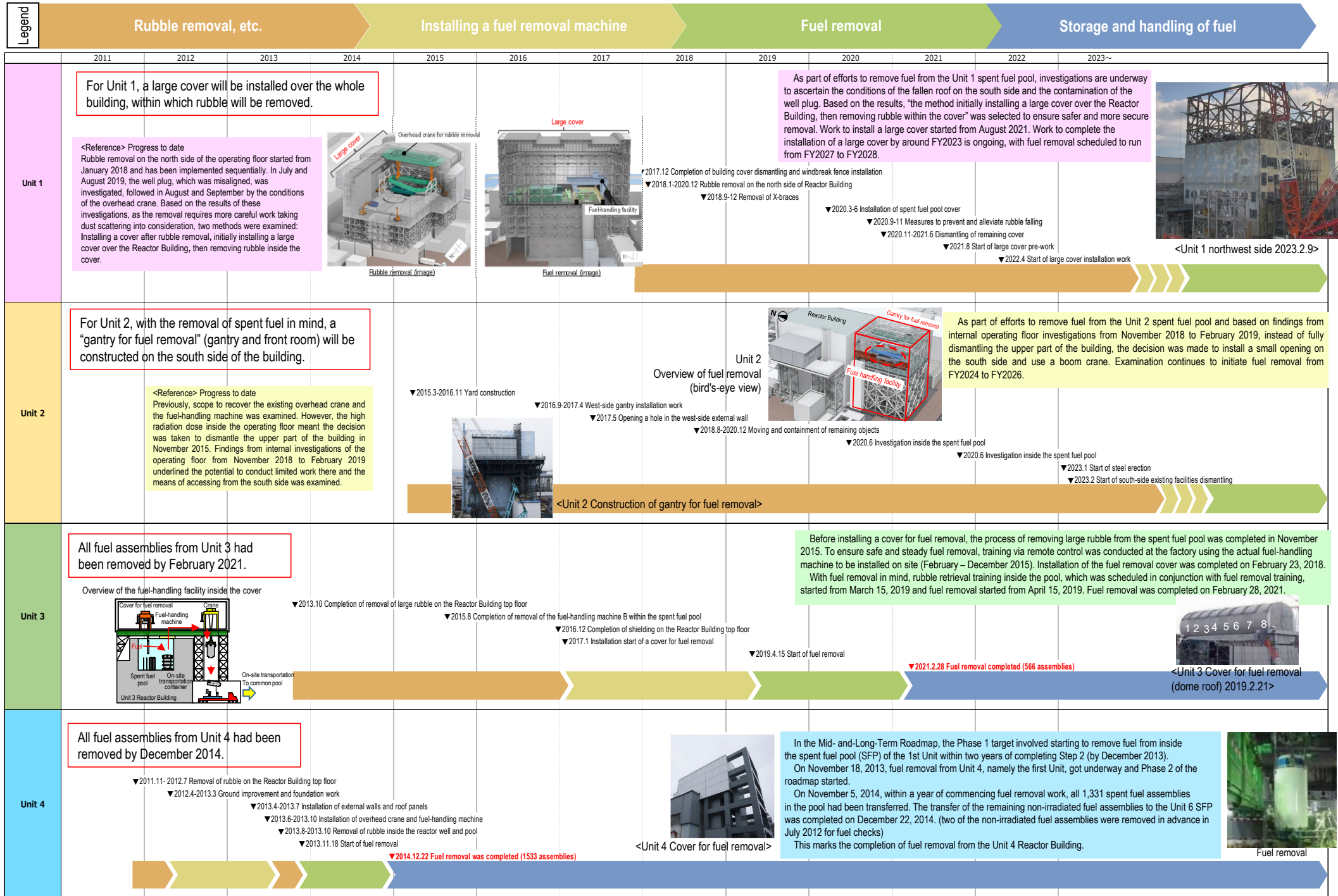


3 Removal of fuel from spent pool

Milestones of the Mid- and Long-Term Roadmap (major target processes)

- Completion of Unit 1-6 fuel removal (within 2031)
- Completion of installation of Unit 1 large cover (around FY2023), start of Unit 1 fuel removal (FY2027-2028)
- Start of Unit 2 fuel removal (FY2024-2026)

Reference 3/6
 May 25, 2023
 Secretariat of the Team for
 Countermeasures for Decommissioning,
 Contaminated Water and Treated Water



* Part of the photo is corrected because it includes machine information related to nuclear material protection.

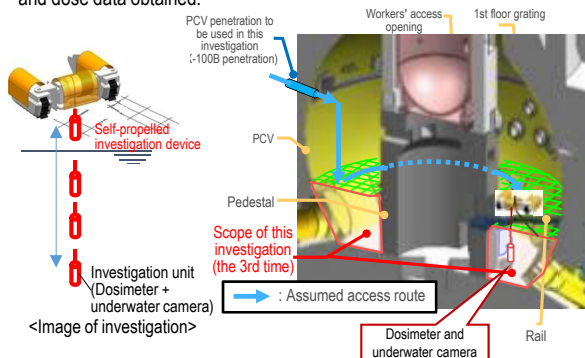
Milestones of the Mid- and-Long-Term Roadmap (major target processes)

Start of fuel debris retrieval from the first unit (Unit 2). Expanding the scale in stages (within 2021 * The schedule will be extended for about 1 year due to the spread of COVID-19 infections)


Before removing fuel debris, investigations inside the Primary Containment Vessel (PCV) are conducted to inspect the conditions there, including locations of fuel debris.

Unit 1 Investigation overview

- In April 2015, a device having entered the inside of the PCV via a narrow opening (bore:φ100 mm) collected information such as images and airborne dose inside the PCV 1st floor.
- In March 2017, an investigation using a self-propelled investigation device was conducted to inspect the spreading of debris to the basement floor outside the pedestal, with images taken of the PCV bottom status for the first time. The conditions inside the PCV will continue to be examined, based on the imagery and dose data obtained.



In February 2022, the guide ring* was installed to facilitate the investigation. From March 28, 2023, the investigation inside the pedestal by ROV-A2 started and confirmed that a portion of the bar arrangement was exposed. Regarding the soundness of the pedestal, based on the past earthquake resistant evaluation by the International Research Institute for Nuclear Decommissioning (IRID), it was evaluated that even though a portion of the pedestal was lost, there would be no serious risk. However, as the present information is very limited, the investigation will continue to acquire as much information as possible for continued evaluation.



Unit 1 PCV internal investigation

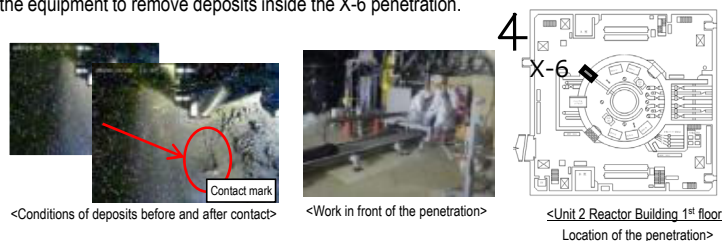
Investigations inside the PCV	1st (2012.10)	- Acquiring images - Measuring the air temperature and dose rate - Measuring the water level and temperature - Sampling stagnant water - Installing permanent monitoring instrumentation
	2nd (2015.4)	Confirming the status of the PCV 1st floor - Acquiring images - Measuring the air temperature and dose rate - Replacing permanent monitoring instrumentation
	3rd (2017.3)	Confirming the status of the PCV 1st basement floor - Acquiring images - Measuring the dose rate - Sampling deposit - Replacing permanent monitoring instrumentation
	4th (From 2022.2)	Acquiring information inside PCV (inside/outside of the pedestal) - Acquiring images - Measuring deposit thickness and sampling deposit - Detecting deposit debris, 3D mapping
Leakage points from PCV	- PCV vent pipe vacuum break line bellows (identified in 2014.5) - Sand cushion drain line (identified in 2013.11)	
Evaluation of the location of fuel debris inside the reactor by measurement using muons Confirmed that there was no large fuel in the reactor core. (2015.2-5)		

Unit 2 Investigation overview

- In January 2017, a camera was inserted from the PCV penetration to inspect the conditions of the rail on which the robot traveled. The results of a series of investigations confirmed some gratings had fallen and deformed as well as a quantity of deposit inside the pedestal.
- In January 2018, the conditions below the platform inside the pedestal were investigated. Based on the analytical results of images obtained in the investigation, deposits, probably including fuel debris, were found at the bottom of the pedestal. Moreover, multiple parts exceeding the surrounding deposits were also detected. We presumed that there were multiple instances of fuel debris falling.
- In February 2019, an investigation touching the deposits at the bottom of the pedestal and on the platform was conducted and confirmed that the pebble-shaped deposits, etc. could be moved and that hard rock-like deposits that could not be gripped may exist.



- In October 2020, as part of work to prepare for the PCV internal investigation and trial retrieval, a contact investigation to study deposits inside the penetration (X-6 penetration) was conducted, which involved inserting a guide pipe incorporating an investigative unit into the penetration. This confirmed that deposits inside the penetration had not deformed and come unstuck. The investigative information obtained will be utilized in the mockup test of the equipment to remove deposits inside the X-6 penetration.

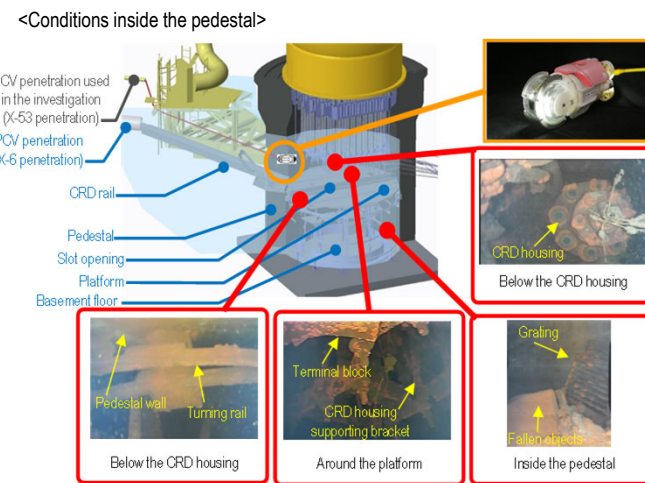


Unit 2 PCV internal investigation

Investigations inside the PCV	1st (2012.1)	- Acquiring images - Measuring the air temperature
	2nd (2012.3)	- Confirming water surface - Measuring the water temperature - Measuring the dose rate
	3rd (2013.2 - 2014.6)	- Acquiring images - Sampling stagnant water - Measuring water level - Installing permanent monitoring instrumentation
	4th (2017.1-2)	- Acquiring images - Measuring the dose rate - Measuring the air temperature
	5th (2018.1)	- Acquiring images - Measuring the dose rate - Measuring the air temperature
	6th (2019.2)	- Acquiring images - Measuring the dose rate - Measuring the air temperature - Determining characteristics of a portion of deposit
Leakage points from PCV	- No leakage from the torus chamber rooftop - No leakage from any internal/external surfaces of S/C	
Evaluation of the location of fuel debris inside the reactor by measurement using muons The existence of high-density materials, which were considered to constitute fuel debris, was confirmed at the bottom of RPV and in the lower part and outer periphery of the reactor core. It was assumed that a significant portion of fuel debris existed at the bottom of RPV. (2016.3-7)		

Unit 3 Investigation overview

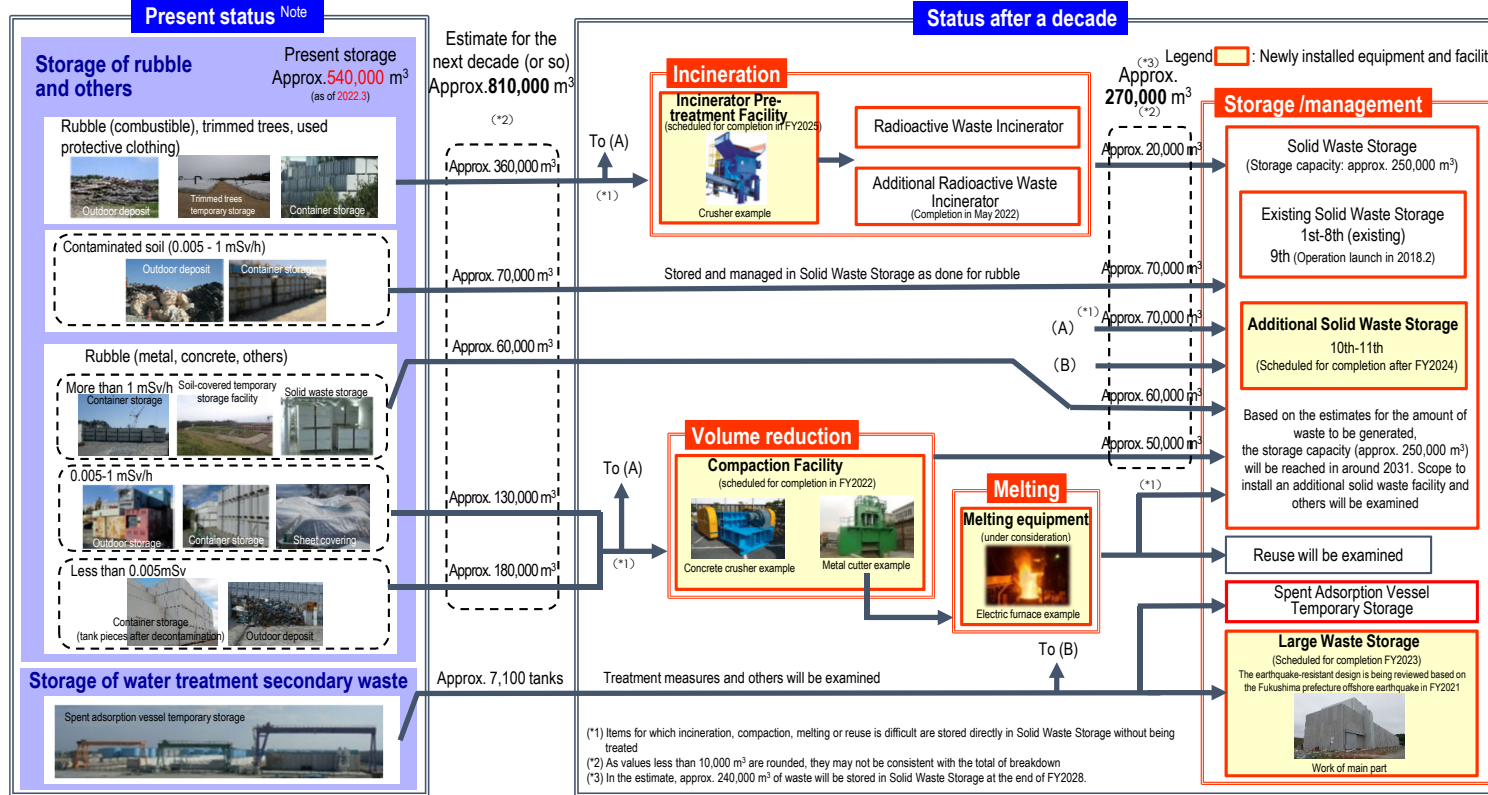
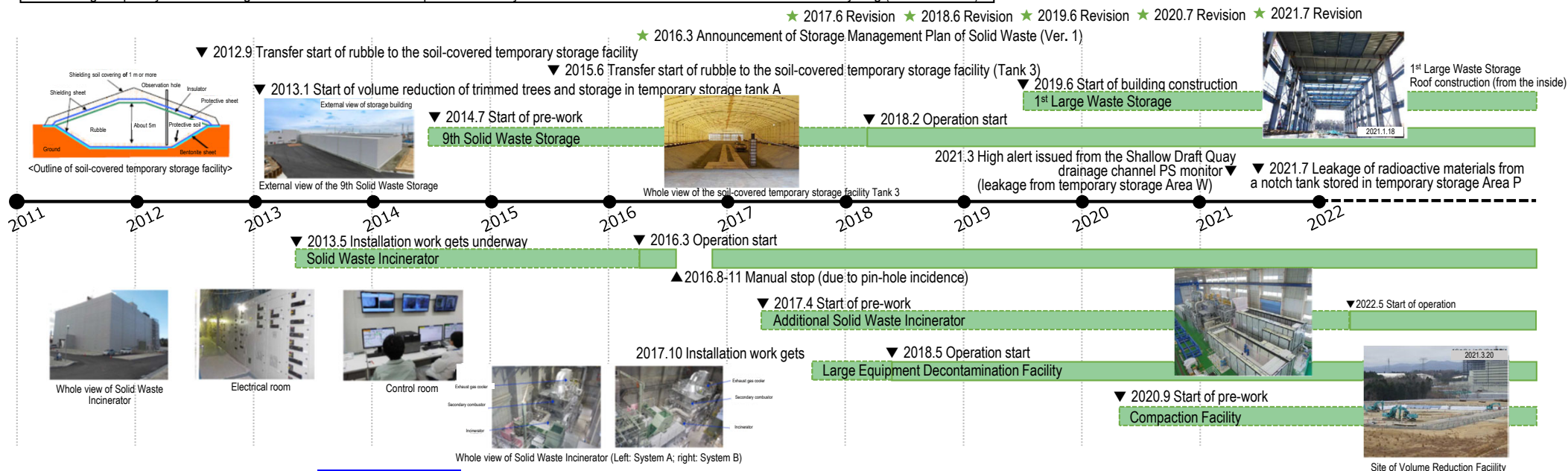
- In October 2014, the conditions of X-53 penetration, which may be under water and which is scheduled for use to investigate the inside of the PCV, was investigated via remote-controlled ultrasonic test equipment. The results showed that the penetration was not under water.
- In October 2015, to confirm the conditions inside the PCV, an investigative device was inserted into the PCV from X-53 penetration to obtain images, data on dosage and temperature and sample stagnant water. No damage to the structure and walls inside the PCV was identified and the water level was almost identical to estimated values. In addition, the dose inside the PCV was confirmed to be lower than in other Units.
- In July 2017, the inside of the PCV was investigated using the underwater ROV (remotely operated underwater vehicle) to inspect the inside of the pedestal. Analysis of the imagery obtained in the investigation identified damage to multiple structures and the supposed core internals.
- Videos obtained in the investigation were reproduced in 3D. Based on the reproduced images, the relative positions of the structures, such as the rotating platform slipping off the rail with a portion buried in deposits, were visually understood.



Unit 3 PCV internal investigation

Investigations inside the PCV	1st (2015.10-12)	- Acquiring images - Measuring the air temperature and dose rate - Measuring the water level and temperature - Sampling stagnant water - Installing permanent monitoring instrumentation (2015.12)
	2nd (2017.7)	- Acquiring images - Installing permanent monitoring instrumentation (2017.8)
Leakage points from PCV	- Main steam pipe bellows (identified in 2014.5)	
Evaluation of the location of fuel debris inside the reactor by measurement using muons The evaluation confirmed that no large lump existed in the core area where fuel had been placed and that a portion of the fuel debris potentially existed at the bottom of the RPV. (2017.5-9)		

Milestones of the Mid- and Long-Term Roadmap (major target processes)
 Eliminating temporary outdoor storage of rubble and others * Except for secondary waste of water treatment and materials for reuse or recycling (within FY2028)



Note: Used protective clothing before incineration and BG-level concrete waste for which treatment and reuse is decided at present are not included.

- The exposure dose at the site boundaries will be reduced by aggregation to indoor storage and eliminating outdoor storage.
- The exposure dosage in exhaust gas from incinerators and at site boundaries is measured and announced on the website and others.

While ensuring reliable exposure dose management for workers, sufficient personnel are secured. Moreover, while getting a handle on on-site needs, the work environment and labor conditions are continuously improved.

Regarding the site-wide reduction in the radiation dose and prevention of contamination spreading, the radiation dose on site was reduced by removal of rubble, topsoil and facing. Moreover, the operation was improved to use environmentally-improved areas as a Green Zone, within which workers are allowed to wear general work clothes and disposable dust-protective masks which are less of a physical burden.

<p>2011</p> <p>▼ From March 12, 2011, in response to the increased airborne concentration of radioactive materials, instructions were issued to wear full-face masks throughout the Fukushima Daiichi NPS site, excluding the Main Anti-Earthquake Building and the rest house.</p>	<p>2012</p> <p>▼ From May 2013, full-face mask unnecessary area was expanded sequentially.</p> <p>▼ In June 2013, operation of the Access Control Facility started near the main gate of the Fukushima Daiichi NPS, to which duties conducted at J-village were shifted, including contamination examination, decontamination, switching protective equipment on and off and distribution/collecting of dosimeters.</p>  <p>External view of Access Control Facility</p>	<p>2013</p> <p>▼ In March 2015, the Fukushima revitalization meal service center opened.</p> <p>▼ A large rest house for workers was established and its operation commenced in May 2015. Spaces in the large rest house are also installed for office work and collective worker safety checks as well as taking rest. In March 2016, a convenience store opened in the large rest house. In April, the shower room went into operation.</p>  <p>Large rest house under construction (2014.9.30)</p>	<p>2014</p> <p>▼ To help workers in the Fukushima Daiichi NPS precisely understand the conditions of their workplaces, a total of 66 dose-rate monitors were installed by January 2015. These monitors allow workers to confirm on-site dose rates at their workplaces in real time.</p> 	<p>2015</p> <p>▼ In February 2017, operation started at the Partner Companies' Building next to the New Administration Office Building.</p> 	<p>2016</p> <p>▼ In May 2017, a heliport for emergency transport was installed inside the Fukushima Daiichi NPS and went into operation. Compared to the previous operation (at Koriyama Coast, Futaba Town or Fukushima Daini NPS, relying to a doctor helicopter), a faster response is available for seriously ill patients requiring treatment at external medical institutions.</p> 	<p>2017</p> <p>▼ In March 2017, the G-zone area was expanded (to cover 95% of the whole site).</p> 	<p>2018</p> <p>▼ From November 2018, from the west-side high-ground area, where Unit 1-4 can be viewed, visitors can see the site in their normal clothes without having to change.</p>  <p>Visit by Governor of Fukushima Prefecture to the Fukushima Daiichi NPS (2018.11.1)</p>  <p>Visit by Prime Minister Kishida to the Fukushima Daiichi NPS (2021.10.17)</p>	<p>2019</p> <p>▼ In May 2018, within about 96% of the site, workers are allowed to wear light equipment such as general workwear and disposable dust-protective masks.</p> 	<p>2020</p> <p>▼ In August 2021, operation started while eliminating the need for the DS2 mask during light work in G-zone outside the protection area around Unit 1-4 (except for inside Units 5 and 6).</p> 	<p>2021</p> <p><Travel survey results of major roads within the site></p> <p>It was confirmed that compared with the last fiscal year, the dose rate has been declining on roads near the southeast side of the Unit 4 Turbine Building and the west side of the Process Main Building (area circled by yellow dot line).</p> 	<p>2022</p> <p>2023</p>
---	---	--	--	---	--	---	--	---	---	---	-------------------------



Move in general working clothes (2016.1.7)



Facing (2017.4.13)